# 鋼材カタログ

METAL MATERIAL CATALOG



株式会社マクシスコーポレーション


Maxis
株式会社マクシスコーポレーション

ウェブサイト： https://www.maxis.co.jp/

マクシスコーポレーション Click!

製品カタログ等随時更新中!

各種SNS
X(旧Twitter)：@maxis_corp
Instagram: @maxis_corporation
Youtube: @user-fm9xo3qe1r

| | | | | | |
|---|---|---|---|---|---|
| 札幌営業所 | TEL:011-385-1100 | FAX:011-385-3777 | 名古屋営業所 | TEL:052-389-3151 | FAX:052-389-3153 |
| 仙台営業所 | TEL:022-239-7591 | FAX:022-239-7594 | 大阪営業所 | TEL:06-7663-5515 | FAX:06-7663-5517 |
| 東関東営業所 | TEL:029-834-8511 | FAX:029-832-5600 | 広島営業所 | TEL:082-545-7666 | FAX:082-243-7100 |
| 東京営業所 | TEL:03-6860-7001 | FAX:03-6860-7008 | 九州営業所 | TEL:0942-83-2100 | FAX:0942-82-7339 |


©Maxis Corporation All rights reserved.

2025.03

# 金属の力。人間の情熱。

1996年4月　特殊鋼株式会社と重機部品株式会社が合併、株式会社マクシスコーポレーションを設立しました。特殊鋼、建設機械用部品の販売の中で培われた幅広い仕入れ、物流ルートを活かして新たな付加価値を創出して参ります。

## 効率的な物流と品質の高さ

使用頻度の高い鋼材を在庫し、短納期でお客様へお届け致します。

## 素材から加工まで

材料調達から切断、加工、熱処理まで、一貫体制による加工サービスによる付加価値の高い商品を提供致します。

## 多品種・小ロット対応

幅広い鋼材仕入れチャンネルを活かし、多品種・少ロットに対応致します。

## 問題解決型の営業展開

建機部品業界のコンシュルジュを目指し、顧客ニーズに合わせた材料手配から加工方法まで、顧客満足を最優先にしたご提案を行います。

金属の力。人間の情熱。
Maxis
株式会社マクシスコーポレーション

# もくじ


| 製品名 | ページ数 |
|---|---|
| 高張力鋼板 | 4 |
| プロテクトプレート / アーマードバー | 5 |
| バケット用ベースエッジ / 溶接用平板 / 穴なしエッジ（ボロン鋼） | 6 |
| インチサイズラグ / M1プレート | 7 |
| バケット用R付底板　補強板 | 8.9 |
| ハードックス（耐摩耗鋼板） | 10 |
| S50C フラットバー / 角鋼 | 11 |
| SS400 フラットバー / 鋼板　ムキ鋼板 | 12 |
| 一般鋼材（チャンネル / アングル / H型鋼 / 不等辺アングル） | 13 |
| 丸棒 | 14.15 |
| 角パイプ | 16.17.18 |
| パイプ | 19-27 |
| エキスパンドメタル | 28 |
| クリンプ金網 / 溶接金網 | 29 |
| 縞鋼板 | 30 |

# 高張力鋼板



「ハイテン（High Tensile Strength Steel Sheets)」とも呼ばれる引っ張り強さが高い鋼板。バケットや各種補強で使用されております。

### 55k

| 厚み | | 幅 | | 長さ | 重量 |
|---|---|---|---|---|---|
| 4.5 | x | 1219 | x | 2438 | 105kg |
| 6 | x | 1219 | x | 2438 | 140kg |
| 6 | x | 1524 | x | 3048 | 219kg |
| 9 | x | 1219 | x | 2438 | 210kg |
| 9 | x | 1524 | x | 3048 | 328kg |
| 12 | x | 1219 | x | 2438 | 280kg |
| 12 | x | 1524 | x | 3048 | 438kg |
| 14 | x | 1524 | x | 3048 | 510kg |
| 16 | x | 1219 | x | 2438 | 373kg |
| 16 | x | 1524 | x | 3048 | 583kg |
| 19 | x | 1219 | x | 2438 | 443kg |
| 19 | x | 1524 | x | 3048 | 693kg |
| 22 | x | 1219 | x | 2438 | 513kg |
| 22 | x | 1524 | x | 3048 | 802kg |
| 25 | x | 1219 | x | 2438 | 583kg |
| 25 | x | 1524 | x | 3048 | 911kg |
| 28 | x | 1524 | x | 3048 | 1021kg |
| 32 | x | 1524 | x | 3048 | 1167kg |
| 36 | x | 1524 | x | 3048 | 1313kg |
| 38 | x | 1524 | x | 3048 | 1386kg |
| 40 | x | 1524 | x | 3048 | 1459kg |
| 45 | x | 1524 | x | 3048 | 1641kg |
| 50 | x | 1524 | x | 3048 | 1823kg |

### 60k

| 厚み | | 幅 | | 長さ | 重量 |
|---|---|---|---|---|---|
| 6 | x | 1524 | x | 3048 | 219kg |
| 9 | x | 1524 | x | 3048 | 328kg |
| 12 | x | 1524 | x | 3048 | 438kg |
| 14 | x | 1524 | x | 3048 | 510kg |
| 16 | x | 1524 | x | 3048 | 583kg |
| 19 | x | 1524 | x | 3048 | 693kg |
| 22 | x | 1524 | x | 3048 | 802kg |
| 25 | x | 1524 | x | 3048 | 911kg |
| 28 | x | 1524 | x | 3048 | 1021kg |
| 32 | x | 1524 | x | 3048 | 1167kg |
| 36 | x | 1524 | x | 3048 | 1313kg |
| 38 | x | 1524 | x | 3048 | 1386kg |
| 40 | x | 1524 | x | 3048 | 1459kg |
| 45 | x | 1524 | x | 3048 | 1641kg |
| 50 | x | 1524 | x | 3048 | 1823kg |

# プロテクトプレート

横張り用のバケット補強材です。摩耗した部分のみ交換が可能ですので、取付以後の維持経費が削減できます。

### 高張力鋼板60k

| 厚み | | 幅 | | 長さ |
|---|---|---|---|---|
| 6 | x | 105 | x | 650 |
| 6 | x | 105 | x | 800 |
| 9 | x | 130 | x | 1000 |
| 9 | x | 130 | x | 1200 |
| 9 | x | 150 | x | 1000 |
| 9 | x | 150 | x | 1200 |
| 12 | x | 130 | x | 1000 |
| 12 | x | 130 | x | 1200 |
| 12 | x | 160 | x | 1000 |
| 12 | x | 130 | x | 1300 |
| 16 | x | 150 | x | 1000 |
| 16 | x | 150 | x | 1200 |

上記サイズにて曲げあり、曲げなしがございます。

補強例

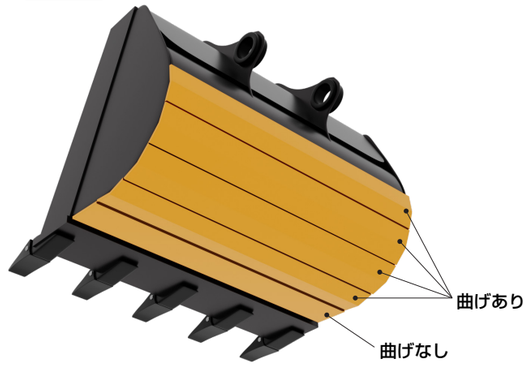


# アーマードバー



バケット用補強材。摩耗や損傷を少なくし、修理費や部品交換費用を軽減、部分補修可能でメンテナンスのスピードアップなど高い評価を得ています。

| A(厚み) | B(幅) | C(長さ) | D(凸部径) | E(凸部高さ) |
|---|---|---|---|---|
| 10 | 80 | 2000 | 18 | 3.5 |
| 16 | 100 | 2000 | 20 | 3.5 |
| 19 | 120 | 2000 | 25 | 3.5 |

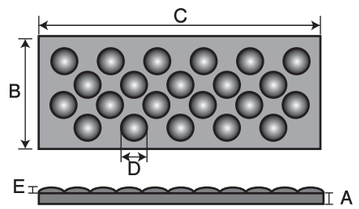


凸部:HRC50～60
板部:HRC20～21

補強例

# バケット用ベースエッジ 溶接用平板



高張力鋼板 55/60k 他

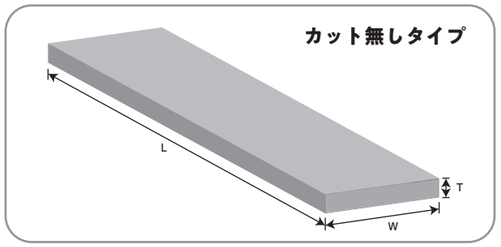


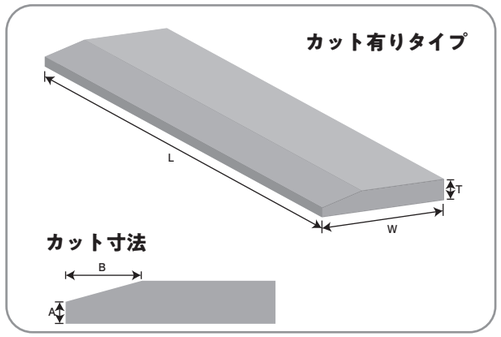


任意のサイズでご注文頂けます。

# 穴なしエッジ（ボロン鋼）

主に平板（ツースに溶接）や、法面バケットの刃先用です。ボロン鋼は耐摩耗性に優れ、溶接性も良好です。

| 厚み | | 幅 | | 長さ | 重量（kg） |
|---|---|---|---|---|---|
| 13 | x | 110 | x | 1500 | 16.3 |
| 13 | x | 110 | x | 2400 | 26.3 |
| 16 | x | 70 | x | 1850 | 15.4 |
| 16 | x | 110 | x | 1300 | 16.5 |
| 16 | x | 110 | x | 2400 | 30.1 |
| 16 | x | 152 | x | 600 | 10.0 |
| 16 | x | 152 | x | 900 | 15.0 |
| 16 | x | 150 | x | 1500 | 27.0 |
| 16 | x | 150 | x | 1700 | 29.5 |
| 16 | x | 150 | x | 1850 | 32.2 |
| 16 | x | 150 | x | 2000 | 35.8 |
| 16 | x | 150 | x | 2400 | 43.2 |
| 16 | x | 200 | x | 800 | 19.0 |
| 16 | x | 203 | x | 1850 | 45.1 |
| 19 | x | 70 | x | 2100 | 21.3 |
| 19 | x | 152 | x | 2000 | 26.1 |
| 19 | x | 203 | x | 1100 | 32.8 |
| 19 | x | 203 | x | 2000 | 54.9 |
| 19 | x | 203 | x | 2400 | 65.7 |
| 19 | x | 300 | x | 1200 | 51.2 |

| 厚み | | 幅 | | 長さ | 重量（kg） |
|---|---|---|---|---|---|
| 19 | x | 250 | x | 750 | 26.7 |
| 19 | x | 250 | x | 1000 | 35.8 |
| 19 | x | 250 | x | 1100 | 39.9 |
| 19 | x | 250 | x | 1200 | 43.1 |
| 19 | x | 250 | x | 1500 | 54.0 |
| 19 | x | 250 | x | 1600 | 57.2 |
| 20 | x | 200 | x | 1000 | 29.8 |
| 20 | x | 200 | x | 1100 | 32.9 |
| 20 | x | 200 | x | 1500 | 44.7 |
| 20 | x | 200 | x | 2000 | 59.7 |
| 20 | x | 200 | x | 2400 | 71.6 |
| 22 | x | 254 | x | 1600 | 66.9 |
| 25 | x | 100 | x | 2100 | 36.1 |
| 25 | x | 254 | x | 1100 | 49.8 |
| 25 | x | 254 | x | 1300 | 49.8 |
| 25 | x | 254 | x | 1600 | 72.2 |
| 25 | x | 254 | x | 2050 | 92.5 |
| 25 | x | 254 | x | 2500 | 112.8 |
| 25 | x | 310 | x | 1500 | 88.9 |
| 25 | x | 310 | x | 1600 | 88.9 |
| 30 | x | 300 | x | 1500 | 99.0 |
| 30 | x | 300 | x | 1600 | 105.6 |
| 30 | x | 300 | x | 2500 | 159.9 |
| 45 | x | 270 | x | 3500 | 312.0 |

# インチサイズラグ



六角形のラグ材は乾地用シュープレートの補修材以外でも、エッジの先端、バケットの補強等幅広い用途で用いられております。

| サイズ | A | B | C | D | L |
|---|---|---|---|---|---|
| 1′ × 20′ | 25.4 | 13.0 | 17.0 | 6.0 | 510.0 |
| 1′ × 24′ | 25.4 | 13.0 | 17.0 | 6.0 | 610.0 |
| 1.5′ × 22′ | 38.1 | 17.0 | 25.4 | 10.0 | 558.8 |
| 1.5′ × 28′ | 38.1 | 25.4 | 28.6 | 6.4 | 711.2 |
| 2′ × 22′ | 50.8 | 24.0 | 30.5 | 10.6 | 558.8 |
| 2′ × 24′ | 50.8 | 24.0 | 30.5 | 10.6 | 609.6 |
| 2.5′ × 24′ | 65.0 | 29.0 | 37.0 | 15.0 | 609.6 |
| 3′ × 28′ | 76.0 | 30.0 | 37.0 | 14.0 | 711.2 |

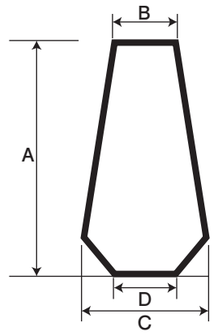


鋼種：ボロンクロム鋼
硬度：BH440 ～ 500
特性：耐摩耗性、耐衝撃性、冷間加工性に優れています
成分：C; 約 0.3%　Mn; 約 1.2%

# M1プレート

小割、大割機などのアタッチメントの刃先、補強に最適です。HARDOX400とほぼ同じ成分特性でHB400 の硬度を持ち、耐摩耗性、耐衝撃性に優れます。

| 厚み | | 幅 | | 長さ | 重量（kg） |
|---|---|---|---|---|---|
| 35 | x | 95 | x | 1100 | 28.7 |
| 35 | x | 95 | x | 1200 | 31.3 |
| 35 | x | 300 | x | 1150 | 95.0 |
| 40 | x | 300 | x | 1150 | 107.0 |
| 63.5 | x | 300 | x | 2000 | 298.0 |
| 74 | x | 300 | x | 2000 | 358.0 |
| 76 | x | 500 | x | 1000 | 296.0 |

# バケット用R付き底板・補強板



高張力鋼板を曲げ加工し出荷致します。タイヤショベル用の底板、内張用板の曲げ加工も可能です（要型紙）。

高張力鋼板 55k




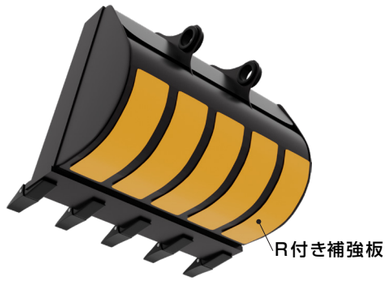


## 主な機種の標準寸法一覧

### コベルコ

| 機種 | 底板 板厚 | 幅 | 長さ | 枚数 | 補強板 備考 | 板厚 | 幅 | 長さ | 枚数 |
|---|---|---|---|---|---|---|---|---|---|
| SK09SR | 6 | 320 | 300 | 1 | タテ張 | 6 | 80 | 350 | 3 |
| SK15SR | 6 | 400 | 400 | 1 | タテ張 | 6 | 120 | 450 | 3 |
| SK20SR<br>SK20UR<br>SK27SR | 6 | 450 | 400 | 1 | タテ張 | 6 | 130 | 450 | 3 |
| SK30SR | 6 | 500 | 450 | 1 | タテ張 | 6 | 140 | 500 | 3 |
| SK30UR | 6 | 450 | 450 | 1 | タテ張 | 6 | 130 | 500 | 3 |
| SK40SR | 6 | 550 | 500 | 1 | タテ張 | 6 | 120 | 550 | 4 |
| SK45SR | 6 | 600 | 500 | 1 | タテ張 | 6 | 130 | 550 | 4 |
| SK50UR | 6 | 580 | 550 | 1 | タテ張 | 6 | 120 | 600 | 4 |
| | | | | | タテ張 | 6 | 180 | 600 | 3 |
| | | | | | ヨコ張 | 6 | 580 | 120 | 4 |
| SK60<br>SK75 | 6 | 680 | 600 | 1 | ヨコ張 | 6 | 680 | 130 | 4 |
| | | | | | タテ張 | 6 | 140 | 650 | 4 |
| | | | | | タテ張 | 6 | 200 | 650 | 3 |
| SK115<br>SK125 | 9 | 790 | 670 | 1 | タテ張 | 9 | 170 | 720 | 4 |
| | | | | | タテ張 | 9 | 230 | 720 | 3 |
| SK120<br>SK135 | 9 | 850 | 670 | 1 | タテ張 | 9 | 180 | 720 | 4 |
| | | | | | タテ張 | 9 | 250 | 720 | 3 |
| SK200 | 9 | 1010 | 750 | 1 | タテ張 | 12 | 230 | 800 | 4 |
| | | | | | タテ張 | 12 | 300 | 800 | 3 |
| | | | | | ヨコ張 | 12 | 1010 | 130 | 5 |
| SK320 | 12 | 1300 | 1000 | 1 | タテ張 | 16 | 230 | 1050 | 5 |

### 日立

| 機種 | 底板 板厚 | 幅 | 長さ | 枚数 | 補強板 備考 | 板厚 | 幅 | 長さ | 枚数 |
|---|---|---|---|---|---|---|---|---|---|
| ZX20UR | 6 | 400 | 400 | 1 | タテ張 | 6 | 110 | 450 | 3 |
| ZX30UR | 6 | 450 | 450 | 1 | タテ張 | 6 | 100 | 500 | 4 |
| ZX30U | 6 | 480 | 500 | 1 | タテ張 | 6 | 100 | 550 | 4 |
| | | | | | タテ張 | 6 | 150 | 550 | 3 |
| ZX35U | 6 | 550 | 500 | 1 | タテ張 | 6 | 150 | 550 | 3 |
| ZX40UR | 6 | 550 | 500 | 1 | タテ張 | 6 | 120 | 550 | 4 |
| ZX55 | 6 | 600 | 700 | 1 | タテ張 | 6 | 120 | 750 | 4 |
| ZX75 | 6 | 660 | 800 | 1 | タテ張 | 6 | 140 | 850 | 4 |
| | | | | | タテ張 | 6 | 200 | 850 | 3 |
| | | | | | ヨコ張 | 6 | 660 | 140 | 5 |
| ZX110 | 9 | 820 | 810 | 1 | タテ張 | 9 | 180 | 860 | 4 |
| | | | | | タテ張 | 9 | 250 | 860 | 3 |
| ZX120 | 9 | 860 | 810 | 1 | タテ張 | 9 | 190 | 860 | 4 |
| | | | | | タテ張 | 9 | 250 | 860 | 3 |
| | | | | | ヨコ張 | 9 | 860 | 150 | 5 |
| ZX200 | 9 | 1010 | 930 | 1 | ヨコ張 | 12 | 1010 | 160 | 5 |
| | | | | | タテ張 | 12 | 220 | 980 | 4 |
| | | | | | タテ張 | 12 | 310 | 980 | 3 |
| ZX330 | 12 | 1250 | 1000 | 1 | タテ張 | 16 | 230 | 1050 | 5 |
| ZX400 | 12 | 1300 | 1200 | 1 | タテ張 | 16 | 230 | 1250 | 5 |

こちらは在庫品ではなく、都度の製作品となります。
あくまで目安の寸法になります。実際のバケットとは寸法が異なる場合がございますのでご確認ください。
寸法・型紙お任せの場合はノークレームとさせていただきますのでご了承ください。

### コマツ

| 機種 | 底板 板厚 | 幅 | 長さ | 枚数 | 補強板 備考 | 板厚 | 幅 | 長さ | 枚数 |
|---|---|---|---|---|---|---|---|---|---|
| PC03 | 6 | 320 | 300 | 1 | | | | | |
| PC07 | 6 | 400 | 350 | 1 | | | | | |
| PC12UU | 6 | 430 | 400 | 1 | タテ張 | 6 | 120 | 450 | 3 |
| PC20UU | 6 | 430 | 370 | 1 | タテ張 | 6 | 110 | 400 | 3 |
| PC28UU | 6 | 430 | 400 | 1 | タテ張 | 6 | 120 | 450 | 3 |
| PC30UU | 6 | 430 | 500 | 1 | タテ張 | 6 | 120 | 550 | 3 |
| PC30 | 6 | 530 | 500 | 1 | タテ張 | 6 | 150 | 550 | 3 |
| PC40 | 6 | 530 | 570 | 1 | タテ張 | 6 | 100 | 620 | 4 |
| PC40MR | 6 | 520 | 500 | 1 | タテ張 | 6 | 100 | 550 | 4 |
| | | | | | タテ張 | 6 | 150 | 550 | 3 |
| PC45MR | 6 | 560 | 500 | 1 | タテ張 | 6 | 120 | 550 | 4 |
| PC50MR<br>55MR | 6 | 570 | 500 | 1 | タテ張 | 6 | 120 | 550 | 4 |
| PC50UU | 6 | 600 | 570 | 1 | タテ張 | 6 | 130 | 620 | 4 |
| | | | | | タテ張 | 6 | 170 | 620 | 3 |
| PC60<br>PC75<br>PC78 | 6 | 650 | 700 | 1 | タテ張 | 6 | 140 | 750 | 4 |
| | | | | | タテ張 | 6 | 190 | 750 | 3 |
| | | | | | ヨコ張 | 6 | 650 | 140 | 4 |
| PC100<br>PC128 | 9 | 850 | 760 | 1 | タテ張 | 9 | 160 | 810 | 4 |
| | | | | | タテ張 | 9 | 250 | 810 | 3 |
| PC120<br>PC138 | 9 | 900 | 760 | 1 | タテ張 | 9 | 200 | 810 | 4 |
| | | | | | ヨコ張 | 9 | 270 | 810 | 3 |
| | | | | | タテ張 | 9 | 900 | 170 | 4 |
| PC200 | 9 | 980 | 870 | 1 | ヨコ張 | 12 | 980 | 150 | 5 |
| | | | | | タテ張 | 12 | 220 | 920 | 4 |
| | | | | | タテ張 | 12 | 310 | 920 | 3 |
| PC300 | 12 | 1300 | 1000 | 1 | タテ張 | 16 | 220 | 1050 | 5 |
| PC400 | 12 | 1450 | 1200 | 1 | タテ張 | 19 | 250 | 1250 | 5 |

### ヤンマー

| 機種 | 底板 板厚 | 幅 | 長さ | 枚数 | 補強板 備考 | 板厚 | 幅 | 長さ | 枚数 |
|---|---|---|---|---|---|---|---|---|---|
| SV08 | 6 | 300 | 300 | 1 | | | | | |
| Vi010 | 6 | 380 | 300 | 1 | | | | | |
| Vi015 | 6 | 430 | 350 | 1 | タテ張 | 6 | 120 | 400 | 3 |
| Vi020 | 6 | 450 | 400 | 1 | タテ張 | 6 | 130 | 450 | 3 |
| Vi027 | 6 | 450 | 500 | 1 | タテ張 | 6 | 120 | 550 | 3 |
| Vi030 | 6 | 500 | 500 | 1 | タテ張 | 6 | 140 | 550 | 3 |
| Vi035 | 6 | 560 | 500 | 1 | タテ張 | 6 | 150 | 550 | 3 |
| Vi040<br>B4 | 6 | 600 | 500 | 1 | タテ張 | 6 | 120 | 550 | 4 |
| Vi050<br>B5 | 6 | 620 | 630 | 1 | タテ張 | 6 | 130 | 680 | 4 |
| B6 | 6 | 650 | 600 | 1 | タテ張 | 6 | 140 | 650 | 4 |
| Vi070<br>B7 | 6 | 650 | 700 | 1 | タテ張 | 6 | 140 | 750 | 4 |

### キャタピラー

| 機種 | 底板 板厚 | 幅 | 長さ | 枚数 | 補強板 備考 | 板厚 | 幅 | 長さ | 枚数 |
|---|---|---|---|---|---|---|---|---|---|
| 301.5 | 6 | 390 | 350 | 1 | タテ張 | 6 | 100 | 400 | 3 |
| 302 | 6 | 420 | 400 | 1 | タテ張 | 6 | 120 | 450 | 3 |
| 303 | 6 | 450 | 430 | 1 | タテ張 | 6 | 130 | 480 | 3 |
| 303.5 | 6 | 540 | 450 | 1 | タテ張 | 6 | 150 | 500 | 3 |
| 304 | 6 | 520 | 550 | 1 | タテ張 | 6 | 150 | 600 | 3 |
| 305 | 6 | 600 | 550 | 1 | タテ張 | 6 | 120 | 600 | 4 |
| 307 | 6 | 700 | 600 | 1 | タテ張 | 6 | 150 | 650 | 4 |
| | | | | | ヨコ張 | 6 | 700 | 130 | 4 |
| 311 | 9 | 800 | 800 | 1 | ヨコ張 | 9 | 800 | 140 | 5 |
| | | | | | タテ張 | 9 | 170 | 850 | 4 |
| 312 | 9 | 900 | 800 | 1 | タテ張 | 9 | 200 | 850 | 4 |
| | | | | | タテ張 | 9 | 270 | 850 | 3 |
| | | | | | ヨコ張 | 9 | 900 | 140 | 5 |
| 320 | 9 | 1000 | 900 | 1 | ヨコ張 | 12 | 1000 | 170 | 5 |
| | | | | | タテ張 | 12 | 220 | 950 | 4 |
| 330 | 12 | 1350 | 1000 | 1 | タテ張 | 16 | 250 | 1050 | 5 |

### 住友

| 機種 | 底板 板厚 | 幅 | 長さ | 枚数 | 補強板 備考 | 板厚 | 幅 | 長さ | 枚数 |
|---|---|---|---|---|---|---|---|---|---|
| SH75 | 6 | 730 | 750 | 1 | タテ張 | 6 | 160 | 800 | 4 |
| | | | | | タテ張 | 6 | 210 | 800 | 3 |
| | | | | | ヨコ張 | 6 | 730 | 170 | 4 |
| SH100 | 9 | 830 | 800 | 1 | ヨコ張 | 9 | 830 | 180 | 4 |
| | | | | | タテ張 | 9 | 170 | 850 | 4 |
| | | | | | タテ張 | 9 | 250 | 850 | 3 |
| SH120 | 9 | 890 | 800 | 1 | タテ張 | 9 | 180 | 850 | 4 |
| | | | | | ヨコ張 | 9 | 890 | 140 | 5 |
| SH200 | 9 | 1000 | 950 | 1 | ヨコ張 | 12 | 1000 | 170 | 5 |
| | | | | | タテ張 | 12 | 220 | 1000 | 4 |
| | | | | | タテ張 | 12 | 300 | 1000 | 3 |
| SH330 | 12 | 1300 | 1000 | 1 | タテ張 | 16 | 230 | 1050 | 5 |

### クボタ

| 機種 | 底板 板厚 | 幅 | 長さ | 枚数 | 補強板 備考 | 板厚 | 幅 | 長さ | 枚数 |
|---|---|---|---|---|---|---|---|---|---|
| U10 | 6 | 330 | 300 | 1 | タテ張 | 6 | 90 | 350 | 3 |
| U15<br>RX153 | 6 | 350 | 300 | 1 | タテ張 | 6 | 100 | 350 | 3 |
| U20<br>RX203 | 6 | 400 | 400 | 1 | タテ張 | 6 | 110 | 450 | 3 |
| U25 | 6 | 450 | 450 | 1 | タテ張 | 6 | 130 | 500 | 3 |
| U30<br>RX303 | 6 | 430 | 400 | 1 | タテ張 | 6 | 120 | 450 | 3 |
| U35 | 6 | 550 | 400 | 1 | タテ張 | 6 | 120 | 450 | 4 |
| U40<br>RX403 | 6 | 550 | 500 | 1 | タテ張 | 6 | 110 | 550 | 4 |
| U50<br>RX503 | 6 | 630 | 550 | 1 | タテ張 | 6 | 130 | 600 | 4 |
| | | | | | ヨコ張 | 6 | 630 | 120 | 4 |

# 耐摩耗鋼板



硬度と靭性を兼ね備えたハードックスは耐摩耗鋼板の世界基準です。耐摩耗性、最大積載量、耐用年数を向上させます。ダンプのベッセルや各種補強に最適です。

### HARDOX450

| 厚み | | 幅 | | 長さ | 重量 ( kg ) |
|---|---|---|---|---|---|
| 4 | x | 2230 | x | 5300 | 372 |
| 5 | x | 2230 | x | 5300 | 464 |
| 6 | x | 2230 | x | 5300 | 557 |
| 8 | x | 2230 | x | 5300 | 743 |
| 9 | x | 2230 | x | 5300 | 836 |
| 3.2 | x | 2500 | x | 6000 | 377 |
| 4 | x | 2500 | x | 6000 | 471 |
| 5 | x | 2500 | x | 6000 | 589 |
| 6 | x | 2500 | x | 6000 | 707 |
| 8 | x | 2500 | x | 6000 | 942 |
| 3.2 | x | 1524 | x | 6000 | 230 |
| 4 | x | 1600 | x | 6000 | 302 |
| 10 | x | 2000 | x | 5800 | 911 |
| 12 | x | 2000 | x | 5800 | 1093 |
| 16 | x | 2000 | x | 5800 | 1457 |
| 19 | x | 2000 | x | 5800 | 1731 |
| 22 | x | 2000 | x | 5800 | 2004 |
| 25 | x | 2000 | x | 5800 | 2277 |
| 30 | x | 2000 | x | 5800 | 2732 |
| 35 | x | 2000 | x | 4000 | 2198 |
| 40 | x | 2000 | x | 4000 | 2512 |
| 45 | x | 2000 | x | 4000 | 2826 |
| 50 | x | 2000 | x | 4000 | 3140 |
| 60 | x | 2000 | x | 4000 | 3768 |
| 70 | x | 2000 | x | 4000 | 4396 |
| 75 | x | 2000 | x | 4000 | 4710 |
| 80 | x | 2000 | x | 4000 | 5024 |
| 100 | x | 2000 | x | 4000 | 6280 |
| 120 | x | 2000 | x | 4000 | 7536 |

### HARDOX500

| 厚み | | 幅 | | 長さ | 重量 ( kg ) |
|---|---|---|---|---|---|
| 6 | x | 2000 | x | 5800 | 547 |
| 8 | x | 2000 | x | 5800 | 729 |
| 10 | x | 2000 | x | 5800 | 911 |
| 12 | x | 2000 | x | 5800 | 1093 |
| 16 | x | 2000 | x | 5800 | 1457 |
| 19 | x | 2000 | x | 5800 | 1731 |
| 22 | x | 2000 | x | 5800 | 2004 |
| 25 | x | 2000 | x | 5800 | 2277 |
| 30 | x | 2000 | x | 5800 | 2732 |
| 35 | x | 2000 | x | 4000 | 2198 |
| 40 | x | 2000 | x | 4000 | 2512 |
| 45 | x | 2000 | x | 4000 | 2826 |
| 50 | x | 2000 | x | 4000 | 3140 |
| 60 | x | 2000 | x | 4000 | 3768 |
| 70 | x | 2000 | x | 4000 | 4396 |
| 75 | x | 2000 | x | 4000 | 6280 |
| 80 | x | 2000 | x | 4000 | 5024 |
| 100 | x | 2000 | x | 4000 | 6280 |

### HARDOX500 TUF

| 厚み | | 幅 | | 長さ | 重量 ( kg ) |
|---|---|---|---|---|---|
| 4 | x | 2500 | x | 6000 | 471 |
| 5 | x | 2500 | x | 6000 | 589 |
| 6 | x | 2500 | x | 6000 | 707 |

### HARDOX600

| 厚み | | 幅 | | 長さ | 重量 ( kg ) |
|---|---|---|---|---|---|
| 8 | x | 2000 | x | 4000 | 503 |
| 10 | x | 2000 | x | 4000 | 628 |
| 12 | x | 2000 | x | 4000 | 754 |
| 15 | x | 2000 | x | 4000 | 942 |
| 20 | x | 2000 | x | 4000 | 1256 |
| 25 | x | 2000 | x | 4000 | 1570 |
| 30 | x | 2000 | x | 4000 | 1884 |
| 40 | x | 2000 | x | 4000 | 2512 |

### HARDOX HiACE

| 厚み | | 幅 | | 長さ | 重量 ( kg ) |
|---|---|---|---|---|---|
| 4 | x | 2500 | x | 6000 | 471 |
| 5 | x | 2500 | x | 6000 | 589 |
| 6 | x | 2500 | x | 6000 | 707 |

# S50C フラットバー

| 厚＼幅 | 19 | 25 | 32 | 38 | 50 | 65 | 75 | 90 | 100 | 105 | 130 | 155 | 185 | 210 | 260 | 310 | 360 | 410 | 460 | 510 |
|---|---|---|---|---|---|---|---|---|---|---|---|---|---|---|---|---|---|---|---|---|
| 6 | ○ | ○ | ○ | ○ | ○ | ○ | ○ | | ○ | | | | | | | | | | | |
| 9.5 | ○ | ○ | ○ | ○ | ○ | ○ | ○ | ○ | | ○ | ○ | ○ | | | | | | | | |
| 12.7 | | ○ | ○ | ○ | ○ | ○ | ○ | ○ | | | | | | | | | | | | |
| 13 | | | | | | | | | | ○ | ○ | ○ | ○ | ○ | ○ | ○ | ○ | ○ | | |
| 16 | | ○ | ○ | ○ | ○ | ○ | ○ | ○ | | ○ | ○ | ○ | ○ | ○ | ○ | ○ | ○ | ○ | | |
| 19 | | ○ | ○ | ○ | ○ | ○ | ○ | ○ | | ○ | ○ | ○ | ○ | ○ | ○ | ○ | ○ | ○ | | |
| 22 | | | | | | | | | | ○ | ○ | ○ | ○ | ○ | ○ | ○ | ○ | | | |
| 23 | | | | | | | | | | | | | | | | | | ○ | | |
| 25 | | | ○ | ○ | ○ | ○ | ○ | ○ | | ○ | ○ | ○ | ○ | ○ | ○ | ○ | ○ | ○ | △ | ○ |
| 27 | | | | | | | | | | | | ○ | ○ | ○ | ○ | ○ | ○ | | | ○ |
| 28 | | | | | | | | | | ○ | ○ | | | | | | | △ | ○ | ○ |
| 32 | | | | ○ | ○ | ○ | ○ | ○ | | ○ | ○ | ○ | ○ | ○ | ○ | ○ | ○ | ○ | ○ | ○ |
| 38 | | | | | ○ | ○ | ○ | ○ | | ○ | ○ | ○ | ○ | ○ | ○ | ○ | ○ | ○ | ○ | ○ |
| 45 | | | | | | ○ | ○ | ○ | | ○ | ○ | ○ | ○ | ○ | ○ | ○ | ○ | ○ | ○ | ○ |
| 50 | | | | | | ○ | ○ | ○ | | ○ | ○ | ○ | ○ | △ | ○ | ○ | △ | ○ | ○ | ○ |
| 55 | | | | | | ○ | ○ | ○ | | ○ | ○ | ○ | ○ | ○ | ○ | ○ | ○ | ○ | ○ | ○ |
| 65 | | | | | | | ○ | ○ | | ○ | ○ | ○ | ○ | ○ | ○ | ○ | ○ | ○ | ○ | ○ |
| 75 | | | | | | | | ○ | | ○ | ○ | ○ | ○ | ○ | ○ | ○ | ○ | ○ | △ | ○ |
| 85 | | | | | | | | | | ○ | ○ | ○ | ○ | ○ | ○ | ○ | ○ | ○ | △ | ○ |
| 95 | | | | | | | | | | | | | ○ | ○ | ○ | ○ | ○ | ○ | ○ | ○ |
| 105 | | | | | | | | | | | | | | △ | ○ | ○ | ○ | ○ | ○ | △ |
| 115 | | | | | | | | | | | | | | △ | ○ | ○ | ○ | △ | ○ | ○ |
| 125 | | | | | | | | | | | | | | ○ | ○ | ○ | ○ | ○ | ○ | |
| 135 | | | | | | | | | | | | | | | | △ | | | | |
| 155 | | | | | | | | | | | | | | | | △ | | | | |

△印は出荷場所により取り扱いございます。

定尺長さ 6m

# S50C 角鋼

| 9.5 | 13 | 16 | 19 | 22 | 25 | 28 | 32 | 38 | 44 | 50 | 55 | 65 | 75 | 90 | 100 | 110 | 120 | 130 | 155 |
|---|---|---|---|---|---|---|---|---|---|---|---|---|---|---|---|---|---|---|---|
| ○ | ○ | ○ | ○ | ○ | ○ | ○ | ○ | ○ | ○ | ○ | ○ | ○ | ○ | ○ | ○ | ○ | ○ | ○ | △ |

△印は出荷場所により取り扱いございます。

定尺長さ 6m

# SSフラットバー

| | 長さ | | | | 長さ | | | | 長さ | | | | 長さ | | | | 長さ | | | | 長さ | | | | 長さ | | |
|---|---|---|---|---|---|---|---|---|---|---|---|---|---|---|---|---|---|---|---|---|---|---|---|---|---|---|---|
| 平鋼 | 4.0 | 5.5 | 6.0 | 平鋼 | 4.0 | 5.5 | 6.0 | 平鋼 | 4.0 | 5.5 | 6.0 | 平鋼 | 4.0 | 5.5 | 6.0 | 平鋼 | 4.0 | 5.5 | 6.0 | 平鋼 | 4.0 | 5.5 | 6.0 | 平鋼 | 4.0 | 5.5 | 6.0 |
| 3 x 9 | ● | | | 6 x 13 | | ● | | 9X16 | | ● | | 12X20 | | | ● | 16X25 | ● | ● | ● | 19X25 | ● | | ● | 22X32 | ● | | ● | 28X50 | ● | ● | ● |
| 13 | | ● | | 16 | | ● | | 19 | | ● | | 22 | | ● | ● | 32 | ● | ● | ● | 32 | ● | ● | ● | 38 | ● | ● | ● | 65 | ● | ● | ● |
| 16 | | ● | | 19 | | ● | ● | 22 | | ● | | 25 | ● | ● | ● | 38 | ● | ● | ● | 38 | ● | ● | ● | 44 | ● | ● | | 75 | ● | ● | ● |
| 19 | | ● | | 22 | | ● | | 25 | ● | ● | ● | 32 | ● | ● | ● | 44 | ● | ● | ● | 44 | ● | ● | ● | 50 | ● | ● | ● | 90 | ● | ● | ● |
| 22 | | ● | | 25 | ● | ● | ● | 32 | ● | ● | ● | 38 | ● | ● | ● | 50 | ● | ● | ● | 50 | ● | ● | ● | 60 | | | ● | 100 | ● | ● | ● |
| 25 | | ● | ● | 32 | ● | ● | ● | 38 | ● | ● | ● | 44 | ● | ● | ● | 60 | | | ● | 60 | | | ● | 65 | ● | ● | ● | 110 | | | ● |
| 32 | | ● | ● | 38 | ● | ● | ● | 44 | ● | ● | ● | 50 | ● | ● | ● | 65 | ● | ● | ● | 65 | ● | ● | ● | 70 | | | ● | 125 | ● | ● | ● |
| 38 | | ● | ● | 44 | ● | ● | ● | 50 | ● | ● | ● | 60 | | | ● | 70 | | | ● | 70 | | | ● | 75 | ● | ● | ● | 150 | ● | ● | ● |
| 44 | | ● | | 50 | ● | ● | ● | 55 | | | ● | 65 | ● | ● | ● | 75 | ● | ● | ● | 75 | ● | ● | ● | 80 | | | ● | 28X200 | | | ● |
| 50 | | ● | ● | 55 | | | ● | 60 | | | ● | 70 | | | ● | 80 | | | ● | 80 | | | ● | 90 | ● | ● | ● | 250 | | | ● |
| 60 | | | ● | 60 | | | ● | 65 | ● | ● | ● | 75 | ● | ● | ● | 90 | ● | ● | ● | 90 | ● | ● | ● | 100 | ● | ● | ● | 300 | | | ● |
| 65 | | ● | | 65 | ● | ● | ● | 70 | | | ● | 80 | | | ● | 100 | ● | ● | ● | 100 | ● | ● | ● | 110 | | | ● | 32X50 | ● | ● | ● |
| 75 | | ● | | 70 | | | ● | 75 | ● | ● | ● | 90 | ● | ● | ● | 110 | | | ● | 110 | | | ● | 125 | ● | ● | ● | 65 | ● | ● | ● |
| 90 | | ● | | 75 | ● | ● | ● | 80 | | | ● | 100 | ● | ● | ● | 120 | | | ● | 125 | ● | ● | ● | 150 | ● | ● | ● | 75 | ● | ● | ● |
| 100 | | ● | ● | 80 | | | ● | 90 | ● | ● | ● | 110 | | | ● | 125 | ● | ● | ● | 140 | | | ● | 22X180 | | | ● | 90 | ● | ● | ● |
| 125 | | ● | | 90 | ● | ● | ● | 100 | ● | ● | ● | 120 | | | ● | 140 | | | ● | 150 | ● | ● | ● | 200 | | | ● | 100 | ● | ● | ● |
| 150 | | ● | ● | 100 | ● | ● | ● | 110 | | | ● | 125 | ● | ● | ● | 150 | ● | ● | ● | | | | | 210 | | | ● | 125 | ● | ● | ● |
| 4.5 x 13 | | ● | | 110 | | | ● | 120 | | | ● | 140 | | | ● | | | | | 19X160 | | | ● | 250 | | | ● | 150 | ● | ● | ● |
| 16 | | ● | | 120 | | | ● | 125 | ● | ● | ● | 150 | ● | ● | ● | 16X160 | | | ● | 170 | | | ● | 300 | | | ● | 32X200 | | | ● |
| 19 | | ● | ● | 125 | ● | ● | ● | 130 | | | ● | | | | | 165 | | | ● | 175 | | | ● | 350 | | | ● | 250 | | | ● |
| 22 | | ● | | 150 | ● | ● | ● | 140 | | | ● | 12X160 | | | ● | 170 | | | ● | 180 | | | ● | 400 | | | ● | 300 | | | ● |
| 25 | | ● | ● | 6X160 | | | ● | 150 | ● | ● | ● | 165 | | | ● | 175 | | | ● | 200 | | | ● | 25X32 | ● | ● | ● | 36X50 | ● | ● | ● |
| 32 | ● | ● | ● | 165 | | | ● | 9X160 | | | ● | 170 | | | ● | 180 | | | ● | 210 | | | ● | 38 | ● | ● | ● | 65 | ● | ● | ● |
| 38 | ● | ● | ● | 170 | | | ● | 165 | | | ● | 175 | | | ● | 190 | | | ● | 250 | | | ● | 44 | | | ● | 75 | ● | ● | ● |
| 44 | | ● | ● | 175 | | | ● | 170 | | | ● | 180 | | | ● | 200 | | | ● | 300 | | | ● | 50 | ● | ● | ● | 90 | ● | ● | ● |
| 50 | ● | ● | ● | 180 | | | ● | 175 | | | ● | 190 | | | ● | 210 | | | ● | 350 | | | ● | 65 | ● | ● | ● | 100 | ● | ● | ● |
| 60 | | | ● | 190 | | | ● | 180 | | | ● | 200 | | | ● | 230 | | | ● | 400 | | | ● | 75 | ● | ● | ● | 125 | ● | ● | ● |
| 65 | | ● | ● | 200 | | | ● | 190 | | | ● | 210 | | | ● | 250 | | | ● | | | | | 90 | ● | ● | ● | 150 | ● | ● | ● |
| 70 | | | ● | 230 | | | ● | 200 | | | ● | 230 | | | ● | 300 | | | ● | | | | | 100 | ● | ● | ● | 36X200 | | | ● |
| 75 | | ● | ● | 240 | | | ● | 230 | | | ● | 240 | | | ● | 350 | | | ● | | | | | 110 | | | ● | 38X50 | ● | ● | ● |
| 80 | | | ● | 250 | | | ● | 240 | | | ● | 250 | | | ● | 400 | | | ● | | | | | 125 | ● | ● | ● | 65 | ● | ● | ● |
| 90 | | ● | ● | 300 | | | ● | 250 | | | ● | 285 | | | ● | | | | | | | | | 150 | ● | ● | ● | 75 | ● | ● | ● |
| 100 | | ● | ● | 350 | | | ● | 285 | | | ● | 300 | | | ● | | | | | | | | | 25X200 | | | ● | 90 | ● | ● | ● |
| 125 | | ● | ● | | | | | 300 | | | ● | 350 | | | ● | | | | | | | | | 250 | | | ● | 100 | ● | | ● |
| 150 | | ● | ● | | | | | 350 | | | ● | 400 | | | ● | | | | | | | | | 300 | | | ● | 125 | ● | ● | ● |
| 200 | | | ● | | | | | 400 | | | ● | | | | | | | | | | | | | 350 | | | ● | 150 | ● | ● | |
| | | | | | | | | | | | | | | | | | | | | | | | | 400 | | | ● | | | | |

| 角鋼 | 9.52 | 12.7 | 16 | 19 | 22 | 25 | 28 | 32 | 36 | 38 | 44 | 50 | 55 | 60 | 65 | 70 | 75 | 100 | 110 | 120 | 130 |
|---|---|---|---|---|---|---|---|---|---|---|---|---|---|---|---|---|---|---|---|---|---|
| 5.5 | ● | ● | ● | ● | ● | ● | ● | ● | ● | ● | ● | ● | ● | ● | ● | ● | ● | ● | | ● | |
| 6.0 | | | ● | ● | ● | ● | ● | ● | | ● | ● | ● | ● | | ● | | ● | ● | ● | ● | ● |

# SS400　ムキ鋼板



| 板厚 | | 幅 | | 長さ | 重量 |
|---|---|---|---|---|---|
| 1.6 | x | 914 | x | 1829 | 21.0 |
| 1.6 | x | 1219 | x | 2438 | 37.3 |
| 1.6 | x | 1524 | x | 3048 | 58.3 |
| 2.3 | x | 914 | x | 1829 | 30.2 |
| 2.3 | x | 1219 | x | 2438 | 53.7 |
| 2.3 | x | 1524 | x | 3048 | 83.9 |
| 3.2 | x | 914 | x | 1829 | 42.0 |
| 3.2 | x | 1219 | x | 2438 | 74.7 |
| 3.2 | x | 1524 | x | 3048 | 117 |
| 4.5 | x | 914 | x | 1829 | 59.1 |
| 4.5 | x | 1219 | x | 2438 | 105 |
| 4.5 | x | 1524 | x | 3048 | 164 |
| 6 | x | 914 | x | 1829 | 78.8 |
| 6 | x | 1219 | x | 2438 | 140 |
| 6 | x | 1524 | x | 3048 | 219 |

| 板厚 | | 幅 | | 長さ | 重量 |
|---|---|---|---|---|---|
| 9 | x | 914 | x | 1829 | 118 |
| 9 | x | 1219 | x | 2438 | 210 |
| 9 | x | 1524 | x | 3048 | 328 |
| 12 | x | 914 | x | 1829 | 158 |
| 12 | x | 1219 | x | 2438 | 280 |
| 12 | x | 1524 | x | 3048 | 438 |
| 16 | x | 914 | x | 1829 | 210 |
| 16 | x | 1219 | x | 2438 | 373 |
| 16 | x | 1524 | x | 3048 | 583 |
| 19 | x | 914 | x | 1829 | 249 |
| 19 | x | 1219 | x | 2438 | 443 |
| 19 | x | 1524 | x | 3048 | 693 |

# 一般鋼材



チャンネル

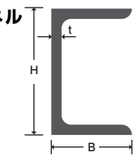


| t | | B | | H | 単重 |
|---|---|---|---|---|---|
| 5 | x | 40 | x | 75 | 6.92 |
| 5 | x | 50 | x | 100 | 9.36 |
| 6 | x | 65 | x | 125 | 13.4 |
| 6.5 | x | 75 | x | 150 | 18.6 |
| 9 | x | 75 | x | 150 | 24 |
| 7 | x | 75 | x | 180 | 21.4 |
| 7.5 | x | 80 | x | 200 | 25.6 |
| 8 | x | 90 | x | 200 | 30.3 |
| 9 | x | 90 | x | 250 | 34.6 |
| 9 | x | 90 | x | 300 | 38.1 |
| 10.5 | x | 100 | x | 380 | 54.5 |
| 13 | x | 100 | x | 380 | 67.6 |

アングル

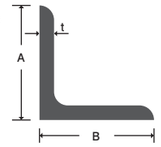


| t | | A | | B | 単重 |
|---|---|---|---|---|---|
| 3 | x | 25 | x | 25 | 1.12 |
| 3 | x | 30 | x | 30 | 1.36 |
| 5 | x | 30 | x | 30 | 2.16 |
| 3 | x | 40 | x | 40 | 1.83 |
| 5 | x | 40 | x | 40 | 2.95 |
| 4 | x | 50 | x | 50 | 3.06 |
| 6 | x | 50 | x | 50 | 4.43 |
| 6 | x | 65 | x | 65 | 5.91 |
| 6 | x | 75 | x | 75 | 6.85 |
| 9 | x | 75 | x | 75 | 10 |
| 12 | x | 75 | x | 75 | 13 |
| 7 | x | 90 | x | 90 | 9.59 |
| 10 | x | 90 | x | 90 | 13.3 |
| 7 | x | 100 | x | 100 | 10.7 |
| 10 | x | 100 | x | 100 | 14.9 |
| 9 | x | 130 | x | 130 | 17.9 |
| 12 | x | 130 | x | 130 | 23.4 |
| 12 | x | 150 | x | 150 | 27.3 |

※5x40x40 のみ定尺 5500

不等辺アングル

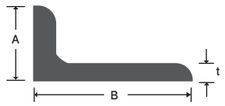


| t | | A | | B | 単重 |
|---|---|---|---|---|---|
| 6 | x | 50 | x | 75 | 5.67 |
| 6 | x | 75 | x | 90 | 7.56 |
| 9 | x | 75 | x | 90 | 11.0 |
| 7 | x | 75 | x | 100 | 9.32 |
| 10 | x | 75 | x | 100 | 13.0 |
| 13 | x | 75 | x | 100 | 16.5 |
| 7 | x | 75 | x | 125 | 10.7 |
| 10 | x | 75 | x | 125 | 14.9 |
| 13 | x | 75 | x | 125 | 19.1 |
| 10 | x | 90 | x | 125 | 16.1 |
| 13 | x | 90 | x | 125 | 20.6 |
| 9 | x | 90 | x | 150 | 16.4 |
| 12 | x | 90 | x | 150 | 21.5 |
| 9 | x | 100 | x | 150 | 17.1 |
| 12 | x | 100 | x | 150 | 22.4 |
| 15 | x | 100 | x | 150 | 27.7 |

H 型鋼

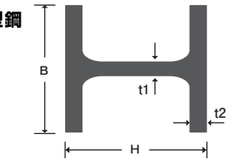


| H | | B | | t1 | | t2 | 単重 |
|---|---|---|---|---|---|---|---|
| 100 | x | 100 | x | 6 | x | 8 | 16.9 |
| 125 | x | 125 | x | 6.5 | x | 9 | 23.6 |
| 150 | x | 150 | x | 7 | x | 10 | 31.1 |
| 175 | x | 175 | x | 7.5 | x | 11 | 40.4 |
| 200 | x | 200 | x | 8 | x | 12 | 49.9 |
| 250 | x | 250 | x | 9 | x | 14 | 71.8 |
| 300 | x | 300 | x | 10 | x | 15 | 93 |
| 350 | x | 350 | x | 12 | x | 19 | 135 |
| 400 | x | 400 | x | 13 | x | 21 | 172 |
| 148 | x | 100 | x | 6 | x | 9 | 20.7 |
| 194 | x | 150 | x | 6 | x | 9 | 29.9 |
| 244 | x | 175 | x | 7 | x | 11 | 43.6 |
| 294 | x | 200 | x | 8 | x | 12 | 55.8 |
| 340 | x | 250 | x | 9 | x | 14 | 78.1 |
| 440 | x | 300 | x | 11 | x | 18 | 121 |
| 488 | x | 300 | x | 11 | x | 18 | 125 |
| 150 | x | 75 | x | 5 | x | 7 | 14 |
| 175 | x | 90 | x | 5 | x | 8 | 18 |
| 198 | x | 99 | x | 4.5 | x | 7 | 17.8 |
| 200 | x | 100 | x | 5.5 | x | 8 | 20.9 |
| 248 | x | 124 | x | 5 | x | 8 | 25.1 |
| 250 | x | 125 | x | 6 | x | 9 | 29 |
| 298 | x | 149 | x | 5.5 | x | 8 | 32 |
| 300 | x | 150 | x | 6.5 | x | 9 | 36.7 |
| 346 | x | 174 | x | 6 | x | 9 | 41.2 |
| 350 | x | 175 | x | 7 | x | 11 | 49.4 |
| 396 | x | 199 | x | 7 | x | 11 | 56.1 |
| 400 | x | 200 | x | 8 | x | 13 | 65.4 |
| 446 | x | 199 | x | 8 | x | 12 | 65.1 |
| 450 | x | 200 | x | 9 | x | 14 | 74.9 |
| 496 | x | 199 | x | 9 | x | 14 | 77.9 |
| 500 | x | 200 | x | 10 | x | 16 | 88 |
| 600 | x | 200 | x | 11 | x | 17 | 103 |

単重：1m あたりの重量

# 丸棒



## SC材（機械構造用炭素鋼）

機械構造用炭素鋼鋼材は 0.6%以下の炭素を含んでおり、圧延または熱処理を行うことで機械などの部品に使われる鋼材です。よく使われる S45C は強度、品質が高く、スケルトンバケットや、各種補強に使われます。

## SCM材（機械構造用合金鋼）

SCM 材（クロムモリブデン鋼）とは機械構造用合金鋼のひとつで、クロモリもしくはクロモリ鋼と呼ばれます。クロム鋼にモリブデンを入れて改良されたもので、SCr 材よりもさらに焼き入れ性に優れています。靭性もあるためバケットピン等にも使われています。

## SACM材（窒化鋼）

アンモニアガス中などで熱し、表面の窒素含有量を増して硬化させた鋼。また、それに適する、少量のアルミニウムやクロムなどを含む鋼材。製品は内燃機関のシリンダーなどに使用されています。

## SUJ 材（軸受鋼）

ボールベアリング、ころ、ボールレースなどに用いられる鋼種で、もっぱら炭素 0.9 ～ 1.1%、クロム 0.9 ～ 1.6% の高炭素クロム鋼が用いられる。キルド鋼を原料とし、十分な鍛造または圧延によりセメンタイトの粗大な網目組織を破砕したのち、加熱再結晶により結晶粒を微細化し、さらに球状化焼鈍したのち焼入れ、適宜低温で焼戻して使用します。

*◇切断可　●定尺販売品*

*構造用鋼/丸棒*

| | 機械構造用炭素鋼 | | | | | | 機械構造用合金鋼 | | | | | | | | 窒化鋼 | 軸受鋼 | | 普通鋼 |
|---|---|---|---|---|---|---|---|---|---|---|---|---|---|---|---|---|---|---|
| サイズ | S25C | S35C | S45C | S45C(N) | S45C(H) | S55C | SCM420 | SCM435 | SCM435(H) | SCM440 | SCM415 | SCM420K | SCM420K(N) | SNCM439 | SACM645(A) | SUJ2 | SUJ3 | SS400 |
| 13 | | | ● | | | ● | | ● | | ● | ● | | ● | | | | | |
| 16 | | ● | ● | | | ● | | ● | | ● | ● | | ● | | | ● | | |
| 19 | ● | ● | ● | | | ● | | ● | | ● | ● | | | | ● | ● | | |
| 22 | ● | ● | ● | | | ● | | ● | | ● | ● | ● | ● | | ◇ | ● | | ● |
| 24 | | | | | | | | | | | | | | | | | ● | |
| 25 | ● | ● | ● | | | ● | | ● | | ● | ● | ● | ● | ● | ◇ | ● | ● | ● |
| 26 | | | | | | | | | | | | | | | | | ● | |
| 28 | ● | ● | ● | | | ● | | ● | | ● | ● | ● | ● | ● | ◇ | ● | | ● |
| 30 | ● | ● | ● | | | ● | | ● | | ● | ● | ● | ● | ● | ◇ | | | ● |
| 32 | ● | ● | ● | ● | | ● | | ● | | ● | ● | ● | ● | ● | ◇ | ● | ● | ● |
| 34 | ◇ | ◇ | ◇ | ◇ | | ◇ | | ◇ | ◇ | ◇ | ◇ | ◇ | ◇ | ◇ | ◇ | ● | ● | ● |
| 36 | ◇ | ◇ | ◇ | ◇ | | ◇ | | ◇ | ◇ | ◇ | ◇ | ◇ | ◇ | ◇ | ◇ | ● | ● | ● |
| 38 | ◇ | ◇ | ◇ | ◇ | | ◇ | | ◇ | ◇ | ◇ | ◇ | ◇ | ◇ | ◇ | ◇ | ● | | ● |
| 40 | ◇ | ◇ | ◇ | | | ◇ | | ◇ | ◇ | ◇ | ◇ | ◇ | ◇ | ◇ | ◇ | | | ● |
| 42 | ◇ | ◇ | ◇ | | | ◇ | | ◇ | ◇ | ◇ | ◇ | ◇ | ◇ | ◇ | ◇ | ● | ● | ● |
| 44 | ◇ | ◇ | ◇ | | | ◇ | | ◇ | ◇ | ◇ | ◇ | ◇ | ◇ | ◇ | ◇ | ● | | ● |
| 46 | ◇ | ◇ | ◇ | ◇ | | ◇ | | ◇ | ◇ | ◇ | ◇ | ◇ | ◇ | ◇ | ◇ | ● | ● | ● |
| 48 | ◇ | ◇ | ◇ | ◇ | | ◇ | | ◇ | ◇ | ◇ | ◇ | ◇ | ◇ | ◇ | ◇ | | | ● |
| 50 | ◇ | ◇ | ◇ | ◇ | ◇ | ◇ | | ◇ | ◇ | ◇ | ◇ | ◇ | ◇ | ◇ | ◇ | ● | | ● |
| 55 | ◇ | ◇ | ◇ | ◇ | ◇ | ◇ | | ◇ | ◇ | ◇ | ◇ | ◇ | ◇ | ◇ | ◇ | ● | | ● |
| 60 | ◇ | ◇ | ◇ | ◇ | ◇ | ◇ | | ◇ | ◇ | ◇ | ◇ | ◇ | ◇ | ◇ | ◇ | ● | ● | ● |
| 65 | ◇ | ◇ | ◇ | ◇ | ◇ | ◇ | | ◇ | ◇ | ◇ | ◇ | ◇ | ◇ | ◇ | ◇ | ● | | ● |
| 70 | ◇ | ◇ | ◇ | ◇ | ◇ | ◇ | | ◇ | ◇ | ◇ | ◇ | ◇ | ◇ | ◇ | ◇ | ● | ● | ● |
| 75 | ◇ | ◇ | ◇ | ◇ | ◇ | ◇ | | ◇ | ◇ | ◇ | ◇ | ◇ | ◇ | ◇ | ◇ | ● | | ● |
| 80 | ◇ | ◇ | ◇ | ◇ | ◇ | ◇ | | ◇ | ◇ | ◇ | ◇ | ◇ | ◇ | ◇ | ◇ | ● | ● | ● |
| 85 | ◇ | ◇ | ◇ | ◇ | ◇ | ◇ | | ◇ | ◇ | ◇ | ◇ | ◇ | ◇ | ◇ | ◇ | ● | | ● |
| 90 | ◇ | ◇ | ◇ | ◇ | ◇ | ◇ | | ◇ | ◇ | ◇ | ◇ | ◇ | ◇ | ◇ | ◇ | ● | ● | ● |
| 95 | ◇ | ◇ | ◇ | ◇ | ◇ | ◇ | | ◇ | ◇ | ◇ | ◇ | ◇ | ◇ | ◇ | ◇ | ● | | ● |
| 100 | ◇ | ◇ | ◇ | ◇ | ◇ | ◇ | | | ◇ | ◇ | ◇ | ◇ | ◇ | ◇ | ◇ | ● | ● | ● |
| 105 | | | ◇ | | | | | | | | | | | | | ● | | |
| 110 | ◇ | ◇ | ◇ | ◇ | ◇ | ◇ | | ◇ | ◇ | ◇ | ◇ | ◇ | ◇ | ◇ | ◇ | ● | ● | ● |
| 115 | | | ◇ | | | | | | | | | | | | | | | |
| 120 | ◇ | ◇ | ◇ | ◇ | ◇ | ◇ | | ◇ | ◇ | ◇ | ◇ | ◇ | ◇ | ◇ | ◇ | ● | | ● |
| 125 | | | ◇ | | | | | | | | | | | | | | | |

| | 機械構造用炭素鋼 | | | | | | 機械構造用合金鋼 | | | | | | | | 窒化鋼 | 軸受鋼 | | 普通鋼 |
|---|---|---|---|---|---|---|---|---|---|---|---|---|---|---|---|---|---|---|
| サイズ | S25C | S35C | S45C | S45C(N) | S45C(H) | S55C | SCM420 | SCM435 | SCM435(H) | SCM440 | SCM415 | SCM420K | SCM420K(N) | SNCM439 | SACM645(A) | SUJ2 | SUJ3 | SS400 |
| 130 | ◇ | ◇ | ◇ | ◇ | ◇ | ◇ | | ◇ | ◇ | ◇ | ◇ | ◇ | ◇ | ◇ | ◇ | ● | ● | ● |
| 140 | ◇ | ◇ | ◇ | ◇ | ◇ | ◇ | | ◇ | ◇ | ◇ | ◇ | ◇ | ◇ | ◇ | ◇ | ● | | ● |
| 150 | ◇ | ◇ | ◇ | ◇ | ◇ | ◇ | | ◇ | ◇ | ◇ | ◇ | ◇ | ◇ | ◇ | ◇ | ● | ● | ● |
| 160 | ◇ | ◇ | ◇ | ◇ | ◇ | ◇ | | ◇ | ◇ | ◇ | ◇ | ◇ | ◇ | ◇ | ◇ | ● | | ● |
| 170 | ◇ | ◇ | ◇ | ◇ | ◇ | ◇ | | ◇ | ◇ | ◇ | ◇ | ◇ | ◇ | ◇ | ◇ | ● | | ● |
| 180 | ◇ | ◇ | ◇ | ◇ | ◇ | ◇ | | ◇ | ◇ | ◇ | ◇ | ◇ | ◇ | ◇ | ◇ | ● | ● | ● |
| 190 | ◇ | ◇ | ◇ | ◇ | ◇ | ◇ | | ◇ | ◇ | ◇ | ◇ | ◇ | ◇ | ◇ | ◇ | ● | | ● |
| 200 | ◇ | ◇ | ◇ | | | ◇ | ◇ | ◇ | | ◇ | ◇ | | | ◇ | ◇ | ● | | |
| 210 | ◇ | ◇ | ◇ | | | ◇ | ◇ | ◇ | | ◇ | ◇ | | | | ◇ | ● | | |
| 220 | ◇ | ◇ | ◇ | | | ◇ | ◇ | ◇ | | ◇ | ◇ | | | | ◇ | ● | | |
| 230 | ◇ | ◇ | ◇ | | | ◇ | ◇ | ◇ | | ◇ | ◇ | | | | ◇ | ● | | |
| 240 | ◇ | ◇ | ◇ | | | | ◇ | ◇ | | ◇ | ◇ | | | | ◇ | ● | | |
| 250 | ◇ | ◇ | ◇ | | | | ◇ | ◇ | | ◇ | ◇ | | | | ◇ | ● | | |
| 260 | ◇ | ◇ | ◇ | | | | ◇ | ◇ | | ◇ | ◇ | | | | ◇ | ● | | |
| 270 | ◇ | ◇ | ◇ | | | | ◇ | ◇ | | ◇ | ◇ | | | | | ● | | |
| 280 | ◇ | ◇ | ◇ | | | | ◇ | ◇ | | ◇ | ◇ | | | | | ● | | |
| 290 | ◇ | ◇ | ◇ | | | | ◇ | ◇ | | ◇ | ◇ | | | | | ● | | |
| 300 | ◇ | ◇ | ◇ | | | | ◇ | ◇ | | | ◇ | | | | | ● | | |
| 310 | ◇ | ◇ | ◇ | | | | ◇ | ◇ | | ◇ | ◇ | | | | | ● | | |
| 320 | ◇ | ◇ | ◇ | | | ◇ | ◇ | | | ◇ | ◇ | | | | | | | |
| 330 | ◇ | ◇ | ◇ | | | | ◇ | | | ◇ | ◇ | | | | | | | |
| 340 | ◇ | ◇ | ◇ | | | | ◇ | | | ◇ | ◇ | | | | | | | |
| 350 | ◇ | ◇ | ◇ | | | | ◇ | | | ◇ | ◇ | | | | | | | |
| 360 | ◇ | ◇ | ◇ | | | | ◇ | | | ◇ | | | | | | | | |
| 370 | ◇ | ◇ | ◇ | | | | ◇ | | | ◇ | | | | | | | | |
| 380 | ◇ | ◇ | ◇ | | | | ◇ | | | ◇ | | | | | | | | |
| 390 | ◇ | ◇ | ◇ | | | | ◇ | | | ◇ | | | | | | | | |
| 400 | ◇ | ◇ | ◇ | | | | ◇ | | | ◇ | | | | | | | | |
| 410 | ◇ | ◇ | ◇ | | | | ◇ | | | ◇ | | | | | | | | |
| 420 | ◇ | ◇ | ◇ | | | | ◇ | | | ◇ | | | | | | | | |
| 430 | ◇ | | ◇ | | | | | | | ◇ | | | | | | | | |
| 440 | ◇ | | ◇ | | | | | | | ◇ | | | | | | | | |

*構造用鋼/丸棒*

| | 機械構造用炭素鋼 | | | | | | 機械構造用合金鋼 | | | | | | | | 窒化鋼 | 軸受鋼 | | 普通鋼 |
|---|---|---|---|---|---|---|---|---|---|---|---|---|---|---|---|---|---|---|
| サイズ | S25C | S35C | S45C | S45C(N) | S45C(H) | S55C | SCM420 | SCM435 | SCM435(H) | SCM440 | SCM415 | SCM420K | SCM420K(N) | SNCM439 | SACM645(A) | SUJ2 | SUJ3 | SS400 |
| 450 | ◇ | | ◇ | | | | | | | ◇ | | | | | | | | |
| 460 | ◇ | | ◇ | | | | | | | ◇ | | | | | | | | |
| 470 | ◇ | | ◇ | | | | | | | ◇ | | | | | | | | |
| 480 | ◇ | | ◇ | | | | | | | ◇ | | | | | | | | |
| 490 | ◇ | | ◇ | | | | | | | ◇ | | | | | | | | |
| 500 | ◇ | | ◇ | | | | | | | ◇ | | | | | | | | |
| 510 | ◇ | | ◇ | | | | | | | ◇ | | | | | | | | |
| 520 | ◇ | | ◇ | | | | | | | ◇ | | | | | | | | |
| 530 | ◇ | | ◇ | | | | | | | ◇ | | | | | | | | |
| 540 | ◇ | | ◇ | | | | | | | ◇ | | | | | | | | |
| 550 | ◇ | | ◇ | | | | | | | ◇ | | | | | | | | |
| 560 | ◇ | | ◇ | | | | | | | ◇ | | | | | | | | |
| 570 | ◇ | | ◇ | | | | | | | ◇ | | | | | | | | |
| 580 | ◇ | | ◇ | | | | | | | ◇ | | | | | | | | |
| 590 | ◇ | | ◇ | | | | | | | ◇ | | | | | | | | |
| 600 | ◇ | | ◇ | | | | | | | ◇ | | | | | | | | |
| 610 | | | ◇ | | | | | | | | | | | | | | | |
| 620 | | | ◇ | | | | | | | | | | | | | | | |
| 630 | | | ◇ | | | | | | | | | | | | | | | |
| 640 | | | ◇ | | | | | | | | | | | | | | | |
| 650 | | | ◇ | | | | | | | | | | | | | | | |
| 660 | | | ◇ | | | | | | | | | | | | | | | |
| 670 | | | ◇ | | | | | | | | | | | | | | | |
| 680 | | | ◇ | | | | | | | | | | | | | | | |
| 690 | | | ◇ | | | | | | | | | | | | | | | |
| 700 | | | ◇ | | | | | | | | | | | | | | | |

# 角パイプ

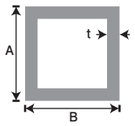




## 中径角パイプ(黒) STKR400

| AxB | t | 定尺 | kg/1本 |
|---|---|---|---|
| 50x50 | 1.6 | 6.0 | 14.3 |
| | 1.6 | 8.0 | 19.0 |
| | 2.3 | 6.0 | 20.0 |
| | 2.3 | 8.0 | 26.7 |
| | 3.2 | 6.0 | 27.0 |
| | 3.2 | 8.0 | 36.0 |
| | 4.5 | 6.0 | 36.1 |
| | 6.0 | 6.0 | 45.4 |
| 60x60 | 1.6 | 6.0 | 17.3 |
| | 2.3 | 6.0 | 24.4 |
| | 2.3 | 8.0 | 32.5 |
| | 3.2 | 6.0 | 33.0 |
| | 3.2 | 8.0 | 44.0 |
| | 4.5 | 6.0 | 44.6 |
| | 6.0 | 6.0 | 56.7 |
| 75x75 | 2.3 | 6.0 | 30.8 |
| | 2.3 | 8.0 | 41.1 |
| | 3.2 | 6.0 | 42.1 |
| | 3.2 | 8.0 | 56.1 |
| | 4.5 | 6.0 | 57.3 |
| | 4.5 | 8.0 | 76.4 |
| | 6.0 | 6.0 | 73.8 |
| 80x80 | 2.3 | 6.0 | 33.0 |
| | 3.2 | 6.0 | 45.1 |
| | 4.5 | 6.0 | 61.8 |
| 90x90 | 2.3 | 6.0 | 37.4 |
| | 3.2 | 6.0 | 51.1 |
| 100x100 | 2.3 | 6.0 | 41.7 |
| | 2.3 | 8.0 | 55.6 |
| | 3.2 | 6.0 | 57.1 |
| | 3.2 | 8.0 | 76.2 |
| | 4.5 | 6.0 | 78.6 |
| | 4.5 | 8.0 | 105 |
| | 6.0 | 6.0 | 102 |
| | 6.0 | 8.0 | 136 |
| | 9.0 | 6.0 | 145 |
| | 9.0 | 8.0 | 193 |
| 125x125 | 3.2 | 6.0 | 72.0 |
| | 3.2 | 8.0 | 96.0 |
| | 4.5 | 6.0 | 99.6 |
| | 4.5 | 8.0 | 133 |
| | 6.0 | 6.0 | 130 |
| | 6.0 | 8.0 | 174 |
| | 9.0 | 6.0 | 187 |
| | 9.0 | 8.0 | 249 |

| AxB | t | 定尺 | kg/1本 |
|---|---|---|---|
| 150x150 | 4.5 | 6.0 | 121 |
| | 4.5 | 8.0 | 161 |
| | 5.0 | 6.0 | 134 |
| | 5.0 | 8.0 | 178 |
| | 6.0 | 6.0 | 158 |
| | 6.0 | 8.0 | 211 |
| | 9.0 | 6.0 | 229 |
| | 9.0 | 8.0 | 306 |
| 175x175 | 5.0 | 6.0 | 157 |
| | 5.0 | 8.0 | 210 |
| | 6.0 | 6.0 | 187 |
| | 6.0 | 8.0 | 249 |
| | 9.0 | 6.0 | 272 |
| | 9.0 | 8.0 | 362 |
| 200x200 | 4.5 | 6.0 | 163 |
| | 4.5 | 8.0 | 218 |
| 60x30 | 1.6 | 6.0 | 12.8 |
| | 2.3 | 6.0 | 17.9 |
| | 2.3 | 8.0 | 23.8 |
| | 3.2 | 6.0 | 23.9 |
| | 3.2 | 8.0 | 31.9 |
| 75x45 | 2.3 | 6.0 | 24.4 |
| | 2.3 | 8.0 | 32.5 |
| | 3.2 | 6.0 | 33.0 |
| | 3.2 | 8.0 | 44.0 |
| | 4.5 | 6.0 | 44.6 |
| 100x50 | 2.3 | 6.0 | 30.8 |
| | 2.3 | 8.0 | 41.1 |
| | 3.2 | 6.0 | 42.1 |
| | 3.2 | 8.0 | 56.1 |
| | 4.5 | 6.0 | 57.3 |
| | 4.5 | 8.0 | 76.4 |
| | 6.0 | 6.0 | 73.8 |
| | 6.0 | 8.0 | 98.4 |
| 125x75 | 2.3 | 6.0 | 41.7 |
| | 2.3 | 8.0 | 55.6 |
| | 3.2 | 6.0 | 57.1 |
| | 3.2 | 8.0 | 76.0 |
| | 4.5 | 6.0 | 78.6 |
| | 4.5 | 8.0 | 105 |

| AxB | t | 定尺 | kg/1本 |
|---|---|---|---|
| 125x75 | 6.0 | 6.0 | 102 |
| | 6.0 | 8.0 | 136 |
| 150x75 | 3.2 | 6.0 | 64.8 |
| | 3.2 | 8.0 | 86.4 |
| | 4.5 | 6.0 | 89.4 |
| | 4.5 | 8.0 | 119 |
| | 6.0 | 6.0 | 116 |
| | 6.0 | 8.0 | 154 |
| 150x80 | 4.5 | 6.0 | 91.2 |
| | 4.5 | 8.0 | 122 |
| | 6.0 | 6.0 | 119 |
| | 6.0 | 8.0 | 158 |
| 150x100 | 3.2 | 6.0 | 72.0 |
| | 3.2 | 8.0 | 96.0 |
| | 4.5 | 6.0 | 99.6 |
| | 4.5 | 8.0 | 133 |
| | 6.0 | 6.0 | 130 |
| | 6.0 | 8.0 | 174 |
| | 9.0 | 6.0 | 187 |
| | 9.0 | 8.0 | 249 |
| 200x100 | 4.5 | 6.0 | 121 |
| | 4.5 | 8.0 | 161 |
| | 6.0 | 6.0 | 158 |
| | 6.0 | 8.0 | 211 |
| | 9.0 | 6.0 | 229 |
| | 9.0 | 8.0 | 306 |
| 200x150 | 4.5 | 6.0 | 142 |
| | 4.5 | 8.0 | 190 |
| | 6.0 | 6.0 | 187 |
| | 6.0 | 8.0 | 249 |
| | 9.0 | 6.0 | 272 |
| | 9.0 | 8.0 | 362 |



# 角パイプ

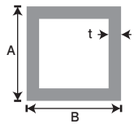




## エコノミー角パイプ

| AxB | t | 定尺 | kg/1本 |
|---|---|---|---|
| 50x20 | 1.6 | 6.0 | 9.78 |
| | 2.3 | 6.0 | 13.7 |
| | 3.2 | 6.0 | 18.7 |
| 75x45 | 1.6 | 6.0 | 17.3 |
| 100x40 | 1.6 | 6.0 | 20.3 |
| | 2.3 | 6.0 | 28.7 |
| | 3.2 | 6.0 | 39.1 |
| 100x50 | 1.6 | 6.0 | 21.8 |
| 125x40 | 1.6 | 6.0 | 24.1 |
| | 2.3 | 6.0 | 34.1 |
| | 3.2 | 6.0 | 46.6 |
| 150x50 | 2.3 | 6.0 | 41.7 |
| | 3.2 | 6.0 | 57.1 |
| 75x75 | 1.6 | 6.0 | 21.8 |

## 中径角パイプ(カラー)STKR400

| AxB | t | 定尺 | kg/1本 |
|---|---|---|---|
| 50x50 | 1.6 | 6.0 | 14.3 |
| | 1.6 | 8.0 | 19.0 |
| | 2.3 | 6.0 | 20.0 |
| | 2.3 | 8.0 | 26.7 |
| | 3.2 | 6.0 | 27.0 |
| | 3.2 | 8.0 | 36.0 |
| 60x60 | 1.6 | 6.0 | 13.7 |
| | 2.3 | 6.0 | 24.4 |
| | 2.3 | 8.0 | 32.5 |
| | 3.2 | 6.0 | 33.0 |
| | 3.2 | 8.0 | 44.0 |
| 75x75 | 2.3 | 6.0 | 30.8 |
| | 2.3 | 8.0 | 41.1 |
| | 3.2 | 6.0 | 42.1 |
| | 3.2 | 8.0 | 56.1 |
| | 4.5 | 6.0 | 57.3 |
| 100x100 | 2.3 | 6.0 | 41.7 |
| | 2.3 | 8.0 | 55.6 |
| | 3.2 | 6.0 | 57.1 |
| | 3.2 | 8.0 | 76.2 |
| | 4.5 | 6.0 | 78.6 |
| | 4.5 | 8.0 | 105 |
| | 6.0 | 6.0 | 102 |
| | 6.0 | 8.0 | 136 |
| 125x125 | 3.2 | 6.0 | 72.0 |
| | 3.2 | 8.0 | 96.0 |
| | 4.5 | 6.0 | 99.6 |
| | 4.5 | 8.0 | 133 |
| | 6.0 | 6.0 | 130 |
| | 6.0 | 8.0 | 174 |
| 150x150 | 4.5 | 6.0 | 121 |
| | 4.5 | 8.0 | 161 |
| | 6.0 | 6.0 | 158 |
| | 6.0 | 8.0 | 211 |
| 60x30 | 1.6 | 6.0 | 12.8 |
| | 2.3 | 6.0 | 17.9 |
| | 2.3 | 8.0 | 23.8 |
| | 3.2 | 6.0 | 23.9 |
| | 3.2 | 8.0 | 31.9 |

| AxB | t | 定尺 | kg/1本 |
|---|---|---|---|
| 75x45 | 2.3 | 6.0 | 17.3 |
| | 2.3 | 6.0 | 24.4 |
| | 2.3 | 8.0 | 32.5 |
| | 3.2 | 6.0 | 33.0 |
| | 3.2 | 8.0 | 44.0 |
| 100x50 | 1.6 | 6.0 | 161 |
| | 2.3 | 6.0 | 30.8 |
| | 2.3 | 8.0 | 41.1 |
| | 3.2 | 6.0 | 42.1 |
| | 3.2 | 8.0 | 56.1 |
| | 4.5 | 6.0 | 57.3 |
| 125x75 | 2.3 | 6.0 | 41.7 |
| | 2.3 | 8.0 | 55.6 |
| | 3.2 | 6.0 | 57.1 |
| | 3.2 | 8.0 | 76.2 |
| 150x75 | 3.2 | 6.0 | 64.8 |
| | 3.2 | 8.0 | 86.4 |
| 150x100 | 3.2 | 6.0 | 72.0 |
| | 3.2 | 8.0 | 96.0 |
| | 4.5 | 6.0 | 99.6 |
| | 4.5 | 8.0 | 133 |
| 200x100 | 4.5 | 6.0 | 121 |
| | 4.5 | 8.0 | 161 |

# 角パイプ

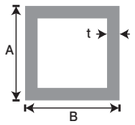




## スモール角パイプ

| AxB | t | 定尺 | kg/1本 |
|---|---|---|---|
| 9x 9 | 1.0 | 4.0 | 1.16 |
| 11x11 | 1.2 | 5.5 | 2.39 |
| 13x13 | 1.6 | 5.5 | 3.80 |
| 14x14 | 1.2 | 5.5 | 2.92 |
| 16x16 | 1.2 | 5.5 | 3.42 |
| | 1.6 | 5.5 | 4.47 |
| 19x19 | 1.2 | 5.5 | 3.94 |
| | 1.6 | 5.5 | 5.16 |
| 21x21 | 1.2 | 5.5 | 4.46 |
| | 1.6 | 5.5 | 5.88 |
| 24x24 | 1.2 | 5.5 | 4.98 |
| | 1.6 | 5.5 | 6.55 |
| 25x25 | 1.2 | 5.5 | 5.34 |
| | 1.6 | 5.5 | 7.04 |
| 26x26 | 1.2 | 5.5 | 4.98 |
| | 1.6 | 5.5 | 6.54 |
| 28x28 | 1.2 | 5.5 | 6.00 |
| | 1.6 | 5.5 | 7.92 |
| 31x31 | 1.2 | 5.5 | 6.00 |
| | 1.6 | 5.5 | 7.92 |
| 32x32 | 1.2 | 5.5 | 6.76 |
| | 1.6 | 5.5 | 8.91 |
| 38x38 | 1.6 | 5.5 | 10.7 |
| 40x40 | 1.6 | 5.5 | 10.7 |
| | 2.0 | 6.0 | 14.5 |
| 45x45 | 1.6 | 5.5 | 12.8 |
| 22x10 | 1.2 | 5.5 | 3.42 |
| 24x14 | 1.6 | 5.5 | 5.16 |
| 25x12 | 1.2 | 5.5 | 3.94 |
| | 1.6 | 5.5 | 5.16 |
| 28x18 | 1.2 | 5.5 | 4.98 |
| | 1.6 | 5.5 | 6.54 |
| 30x20 | 1.2 | 5.5 | 4.98 |
| | 1.6 | 5.5 | 6.54 |
| 32x14 | 1.2 | 5.5 | 4.98 |
| | 1.6 | 5.5 | 6.54 |
| 32x16 | 1.6 | 5.5 | 6.54 |
| 40x16 | 1.2 | 5.5 | 6.00 |
| | 1.6 | 5.5 | 7.92 |
| 40x20 | 1.2 | 5.5 | 6.00 |
| | 1.6 | 5.5 | 7.92 |
| 40x25 | 1.2 | 5.5 | 6.76 |
| | 1.6 | 5.5 | 8.91 |
| 50x18 | 1.6 | 5.5 | 9.40 |
| 50x26 | 1.6 | 5.5 | 10.7 |
| 50x30 | 1.6 | 5.5 | 10.7 |
| 60x30 | 1.6 | 5.5 | 12.8 |
| 60x35 | 1.6 | 5.5 | 13.4 |
| 70x25 | 1.6 | 5.5 | 13.4 |
| 70x30 | 1.6 | 5.5 | 13.4 |
| 75x25 | 1.6 | 5.5 | 13.4 |
| 80x40 | 1.6 | 5.5 | 16.2 |
| | 2.0 | 5.5 | 20.1 |
| 84x32 | 2.0 | 5.5 | 20.1 |
| 90x30 | 1.6 | 5.5 | 16.2 |
| 90x30 | 2.0 | 5.5 | 20.1 |

## スーパー角パイプ

| AxB | t | 定尺 | kg/1本 |
|---|---|---|---|
| 20x20 | 2.3 | 5.5 | 7.20 |
| 25x25 | 2.3 | 6.0 | 10.0 |
| | 3.2 | 6.0 | 13.6 |
| 30x30 | 2.3 | 6.0 | 12.2 |
| | 3.2 | 6.0 | 16.5 |
| 35x35 | 3.2 | 6.0 | 19.8 |
| 40x40 | 2.3 | 6.0 | 15.7 |
| | 3.2 | 6.0 | 21.5 |
| 45x45 | 2.3 | 6.0 | 18.6 |
| | 3.2 | 6.0 | 25.5 |
| 30x20 | 2.3 | 6.0 | 10.0 |
| 40x20 | 2.3 | 6.0 | 12.2 |
| | 3.2 | 6.0 | 16.5 |
| 50x30 | 2.3 | 6.0 | 15.7 |
| | 3.2 | 6.0 | 21.5 |
| 50x40 | 3.2 | 6.0 | 25.5 |
| 60x40 | 1.6 | 6.0 | 14.6 |
| | 2.3 | 6.0 | 20.8 |
| | 3.2 | 6.0 | 28.6 |
| 75x20 | 1.6 | 6.0 | 13.9 |
| | 2.3 | 6.0 | 19.8 |
| 80x40 | 2.3 | 6.0 | 25.2 |
| | 3.2 | 6.0 | 34.6 |
| 90x30 | 2.3 | 6.0 | 25.2 |
| | 3.2 | 6.0 | 34.6 |
| 90x45 | 2.3 | 6.0 | 29.2 |
| | 3.2 | 6.0 | 40.1 |
| 100x20 | 1.6 | 6.0 | 17.7 |
| | 2.3 | 6.0 | 25.3 |

## スモール角（カラー）

| AxB | t | 定尺 | kg/1本 |
|---|---|---|---|
| 16x16 | 1.6 | 5.5 | 4.47 |
| 19x19 | 1.6 | 5.5 | 5.16 |
| 21x21 | 1.6 | 5.5 | 5.88 |
| 25x25 | 1.6 | 5.5 | 7.04 |
| 31x31 | 1.6 | 5.5 | 7.92 |
| 32x32 | 1.6 | 5.5 | 8.91 |
| 38x38 | 1.6 | 5.5 | 10.7 |
| 40x40 | 1.6 | 5.5 | 10.7 |
| | 2.0 | 6.0 | 14.5 |
| 25x12 | 1.6 | 5.5 | 5.16 |
| 30x20 | 1.6 | 5.5 | 6.54 |
| 32x14 | 1.6 | 5.5 | 6.54 |
| 40x16 | 1.6 | 5.5 | 7.92 |
| 40x20 | 1.6 | 5.5 | 7.92 |
| 40x25 | 1.6 | 5.5 | 8.91 |
| 50x26 | 1.6 | 5.5 | 10.7 |
| 50x30 | 1.6 | 5.5 | 10.7 |
| 60x30 | 1.6 | 5.5 | 12.8 |
| 30x30 | 2.3 | 6.0 | 12.2 |
| 40x40 | 2.3 | 6.0 | 15.7 |
| 40x20 | 2.3 | 6.0 | 12.2 |
| 50x30 | 2.3 | 6.0 | 15.7 |

# パイプ(機械構造用鋼管)

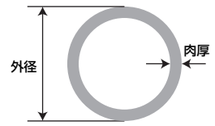




## S45C

| 外径 | 肉厚 | 外径 | 肉厚 | 外径 | 肉厚 | 外径 | 肉厚 | 外径 | 肉厚 | 外径 | 肉厚 |
|---|---|---|---|---|---|---|---|---|---|---|---|
| 21.7 | 4.0 | 36.0 | 6.0 | 48.6 | 8.0 | 63.5 | 7.0 | 76.3 | 15.0 | 95.0 | 18.0 |
| | 5.0 | 37.0 | 6.0 | | 10.0 | | 8.0 | | 16.5 | | 20.0 |
| | 6.0 | 38.1 | 4.0 | | 12.0 | | 10.0 | | 18.0 | | 22.5 |
| | 7.0 | | 4.5 | | 15.0 | | 12.0 | | 20.0 | | 25.0 |
| 23.0 | 6.0 | | 5.0 | 50.8 | 5.0 | | 15.0 | | 25.0 | 96.0 | 8.0 |
| 24.0 | 5.5 | | 6.0 | | 6.0 | | 18.0 | 80.0 | 8.0 | | 10.0 |
| 25.4 | 3.5 | | 7.0 | | 6.5 | | 20.0 | | 10.0 | | 12.0 |
| | 4.0 | | 8.0 | | 7.0 | 65.0 | 7.0 | | 12.0 | | 15.0 |
| | 5.0 | | 9.0 | | 8.0 | | 8.0 | | 15.0 | | 18.0 |
| | 6.0 | | 10.0 | | 10.0 | | 10.0 | | 18.0 | | 20.0 |
| | 7.0 | 39.0 | 6.0 | | 12.0 | | 12.0 | | 20.0 | | 25.0 |
| 26.0 | 6.0 | 40.0 | 5.0 | | 14.0 | | 15.0 | | 25.0 | | 30.0 |
| 27.2 | 4.0 | | 6.0 | | 15.0 | | 18.0 | 82.6 | 6.0 | 97.0 | 9.5 |
| | 5.0 | | 7.0 | 52.0 | 7.0 | 68.1 | 8.0 | | 7.0 | | 10.5 |
| | 6.0 | | 8.0 | 54.0 | 4.0 | | 10.0 | | 8.0 | 101.6 | 8.0 |
| | 7.0 | | 9.0 | | 5.0 | | 12.0 | | 10.0 | | 10.0 |
| | 8.0 | | 10.0 | | 6.0 | | 15.0 | | 12.0 | | 12.0 |
| 28.0 | 6.0 | 41.0 | 6.0 | | 7.0 | 70.0 | 5.0 | | 15.0 | | 15.0 |
| 29.0 | 6.0 | 42.7 | 3.5 | | 8.0 | | 6.0 | | 18.0 | | 16.0 |
| 30.0 | 4.0 | | 4.0 | | 10.0 | | 7.0 | | 20.0 | | 18.0 |
| | 5.0 | | 4.5 | | 12.0 | | 8.0 | | 22.0 | | 20.0 |
| | 6.0 | | 5.0 | | 14.0 | | 10.0 | | 25.0 | | 23.0 |
| | 7.0 | | 6.0 | | 15.0 | | 12.0 | 85.0 | 8.0 | | 25.0 |
| | 8.0 | | 7.0 | | 18.0 | | 15.0 | | 10.0 | | 30.0 |
| 31.0 | 6.0 | | 8.0 | 57.0 | 5.0 | | 18.0 | | 12.0 | | 35.0 |
| 31.8 | 4.0 | | 10.0 | | 6.0 | | 20.0 | | 15.0 | 105.0 | 10.0 |
| | 5.0 | | 12.0 | | 7.0 | | 22.0 | | 18.0 | | 12.0 |
| | 6.0 | | 14.0 | | 8.0 | 73.0 | 6.0 | | 20.0 | | 15.0 |
| | 7.0 | 45.0 | 4.0 | | 10.0 | | 7.0 | | 25.0 | | 18.0 |
| | 8.0 | | 4.5 | | 12.0 | | 8.0 | 87.0 | 9.5 | | 20.0 |
| 33.0 | 6.0 | | 5.0 | | 15.0 | | 10.0 | 89.1 | 8.0 | | 25.0 |
| 34.0 | 3.2 | | 6.0 | | 18.0 | | 12.0 | | 10.0 | | 30.0 |
| | 3.5 | | 7.0 | 60.5 | 4.0 | | 13.0 | | 11.0 | | 35.0 |
| | 4.0 | | 8.0 | | 5.0 | | 15.0 | | 12.0 | 107.0 | 9.5 |
| | 4.5 | | 9.0 | | 6.0 | | 16.0 | | 15.0 | 110.0 | 10.0 |
| | 5.0 | | 9.6 | | 6.5 | | 17.0 | | 18.0 | | 12.0 |
| | 5.5 | | 10.0 | | 7.0 | | 18.0 | | 20.0 | | 15.0 |
| | 6.0 | | 11.0 | | 8.0 | | 20.0 | | 22.0 | | 18.0 |
| | 6.4 | | 11.5 | | 10.0 | | 25.0 | | 25.0 | | 20.0 |
| | 7.0 | | 12.0 | | 12.0 | 76.3 | 5.0 | 93.0 | 11.0 | | 25.0 |
| | 8.0 | 48.6 | 4.0 | | 15.0 | | 6.0 | 95.0 | 8.0 | | 30.0 |
| | 9.0 | | 5.0 | | 18.0 | | 7.0 | | 10.0 | | 35.0 |
| | 10.0 | | 5.5 | 62.0 | 7.0 | | 8.0 | | 11.0 | 114.3 | 7.0 |
| 35.0 | 6.0 | | 6.0 | 63.5 | 5.0 | | 10.0 | | 12.0 | | 8.0 |
| | 7.7 | | 7.0 | | 6.0 | | 12.0 | | 15.0 | | 10.0 |

# パイプ(機械構造用鋼管)

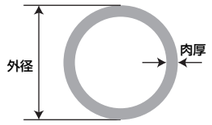




S45C

| 外径 | 肉厚 | 外径 | 肉厚 | 外径 | 肉厚 | 外径 | 肉厚 | 外径 | 肉厚 | 外径 | 肉厚 |
|---|---|---|---|---|---|---|---|---|---|---|---|
| 114.3 | 12.0 | 135.0 | 25.0 | 159.0 | 30.0 | 190.7 | 12.0 | 219.1 | 40.0 | 267.4 | 40.0 |
| | 13.5 | | 30.0 | | 35.0 | | 15.0 | | 45.0 | | 45.0 |
| | 15.0 | | 35.0 | | 40.0 | | 18.0 | | 50.0 | | 50.0 |
| | 16.0 | 139.8 | 8.0 | | 45.0 | | 20.0 | 232.0 | 15.0 | 273.1 | 15.0 |
| | 18.0 | | 10.0 | 165.2 | 5.0 | | 25.0 | | 18.0 | | 20.0 |
| | 20.0 | | 12.0 | | 6.0 | | 30.0 | | 20.0 | | 25.0 |
| | 22.0 | | 15.0 | | 10.0 | | 35.0 | | 25.0 | | 30.0 |
| | 25.0 | | 18.0 | | 12.0 | | 40.0 | | 30.0 | | 35.0 |
| | 30.0 | | 20.0 | | 15.0 | | 45.0 | | 35.0 | | 40.0 |
| | 35.0 | | 25.0 | | 20.0 | 193.7 | 20.0 | | 40.0 | | 45.0 |
| 118.0 | 10.5 | | 30.0 | | 25.0 | | 25.0 | | 45.0 | 280.0 | 20.0 |
| 120.0 | 8.0 | | 35.0 | | 30.0 | 200.0 | 20.0 | | 50.0 | | 25.0 |
| | 10.0 | | 40.0 | | 35.0 | | 25.0 | 241.8 | 15.0 | | 30.0 |
| | 12.0 | 146.0 | 10.0 | | 40.0 | | 30.0 | | 20.0 | | 35.0 |
| | 15.0 | | 12.0 | | 45.0 | | 35.0 | | 25.0 | | 40.0 |
| | 18.0 | | 15.0 | 168.3 | 10.0 | | 40.0 | | 30.0 | | 45.0 |
| | 20.0 | | 18.0 | | 15.0 | | 45.0 | | 35.0 | 285.0 | 25.0 |
| | 25.0 | | 20.0 | | 18.0 | 205.0 | 15.0 | | 40.0 | | 30.0 |
| | 30.0 | | 22.0 | | 20.0 | | 16.0 | | 45.0 | | 35.0 |
| | 35.0 | | 25.0 | | 23.0 | | 20.0 | | 50.0 | | 40.0 |
| 127.0 | 8.0 | | 30.0 | | 25.0 | | 25.0 | 244.5 | 15.0 | | 45.0 |
| | 10.0 | | 35.0 | | 30.0 | | 30.0 | | 20.0 | 298.5 | 15.0 |
| | 12.0 | | 40.0 | | 35.0 | | 35.0 | | 25.0 | | 20.0 |
| | 15.0 | 150.0 | 25.0 | | 40.0 | | 40.0 | | 30.0 | | 25.0 |
| | 18.0 | 152.4 | 5.5 | 177.8 | 10.0 | 210.0 | 30.0 | | 35.0 | | 30.0 |
| | 20.0 | | 8.0 | | 12.0 | | 35.0 | | 40.0 | | 35.0 |
| | 25.0 | | 10.0 | | 15.0 | | 40.0 | | 45.0 | | 40.0 |
| | 30.0 | | 12.0 | | 16.0 | | 45.0 | | 50.0 | | 45.0 |
| | 35.0 | | 13.0 | | 18.0 | 216.3 | 15.0 | 250.0 | 30.0 | | 50.0 |
| 130.0 | 6.0 | | 15.0 | | 20.0 | | 18.0 | 254.0 | 15.0 | | 55.0 |
| | 8.0 | | 18.0 | | 25.0 | | 20.0 | | 20.0 | | 60.0 |
| | 10.0 | | 20.0 | | 30.0 | | 23.0 | | 25.0 | 305.0 | 15.0 |
| | 12.0 | | 25.0 | | 35.0 | | 25.0 | | 30.0 | | 20.0 |
| | 15.0 | | 30.0 | | 40.0 | | 30.0 | | 35.0 | | 25.0 |
| | 18.0 | | 35.0 | | 45.0 | | 35.0 | | 40.0 | | 30.0 |
| | 20.0 | | 40.0 | | 50.0 | | 40.0 | | 45.0 | | 35.0 |
| | 25.0 | | 45.0 | 180.0 | 25.0 | | 45.0 | | 45.0 | | 40.0 |
| | 30.0 | 159.0 | 10.0 | | 30.0 | | 50.0 | 260.0 | 30.0 | | 45.0 |
| | 35.0 | | 12.0 | 185.0 | 12.0 | 219.1 | 7.0 | | 35.0 | | 50.0 |
| | 40.0 | | 15.0 | | 15.0 | | 12.0 | 267.4 | 18.0 | 318.5 | 15.0 |
| 135.0 | 10.0 | | 16.5 | | 20.0 | | 15.0 | | 20.0 | | 20.0 |
| | 12.0 | | 18.0 | | 25.0 | | 20.0 | | 25.0 | | 25.0 |
| | 15.0 | | 20.0 | | 30.0 | | 25.0 | | 26.0 | | 30.0 |
| | 18.0 | | 23.0 | | 35.0 | | 30.0 | | 30.0 | | 35.0 |
| | 20.0 | | 25.0 | | 40.0 | | 35.0 | | 35.0 | | 40.0 |



# パイプ(機械構造用鋼管)

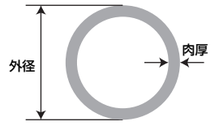




S45C

| 外径 | 肉厚 | 外径 | 肉厚 |
|---|---|---|---|
| 318.5 | 45.0 | 406.4 | 35.0 |
| | 50.0 | | 40.0 |
| | 55.0 | | 45.0 |
| | 60.0 | | 50.0 |
| 323.9 | 18.0 | | 55.0 |
| | 20.0 | 426.0 | 15.0 |
| | 25.0 | | 25.0 |
| | 30.0 | | 40.0 |
| | 35.0 | | 45.0 |
| | 40.0 | | |
| | 45.0 | | |
| | 50.0 | | |
| 339.7 | 15.0 | | |
| | 20.0 | | |
| | 25.0 | | |
| | 30.0 | | |
| | 35.0 | | |
| | 40.0 | | |
| | 45.0 | | |
| | 50.0 | | |
| | 55.0 | | |
| 355.6 | 20.0 | | |
| | 25.0 | | |
| | 30.0 | | |
| | 35.0 | | |
| | 40.0 | | |
| | 45.0 | | |
| | 50.0 | | |
| | 55.0 | | |
| | 60.0 | | |
| 365.0 | 25.0 | | |
| | 30.0 | | |
| | 35.0 | | |
| | 40.0 | | |
| 368.0 | 40.0 | | |
| 381.0 | 20.0 | | |
| | 25.0 | | |
| | 30.0 | | |
| | 35.0 | | |
| | 40.0 | | |
| | 45.0 | | |
| | 50.0 | | |
| 406.4 | 20.0 | | |
| | 25.0 | | |
| | 30.0 | | |

STKM13A

| 外径 | 肉厚 | 外径 | 肉厚 | 外径 | 肉厚 |
|---|---|---|---|---|---|
| 25.4 | 2.6 | 34.0 | 5.0 | 42.7 | 10.0 |
| | 3.2 | | 5.5 | | 12.0 |
| | 3.5 | | 6.0 | | 15.0 |
| | 4.0 | | 6.4 | 45.0 | 3.5 |
| | 4.5 | | 7.0 | | 4.0 |
| | 5.0 | | 8.0 | | 4.5 |
| | 5.5 | | 9.0 | | 5.0 |
| | 6.0 | | 10.0 | | 6.0 |
| 27.2 | 2.6 | | 12.0 | | 7.0 |
| | 3.2 | 38.1 | 2.6 | | 8.0 |
| | 3.5 | | 3.2 | | 9.0 |
| | 4.0 | | 3.5 | | 10.0 |
| | 4.5 | | 4.0 | | 12.0 |
| | 5.0 | | 4.5 | | 15.0 |
| | 5.5 | | 5.0 | 48.6 | 2.6 |
| | 6.0 | | 5.5 | | 3.2 |
| | 7.0 | | 6.0 | | 3.5 |
| | 8.0 | | 7.0 | | 4.0 |
| 30.0 | 3.0 | | 8.0 | | 4.5 |
| | 3.5 | | 9.0 | | 5.0 |
| | 4.0 | | 10.0 | | 5.5 |
| | 4.5 | | 12.0 | | 6.0 |
| | 5.0 | 40.0 | 2.6 | | 6.5 |
| | 5.5 | | 3.2 | | 7.0 |
| | 6.0 | | 3.5 | | 7.1 |
| | 6.5 | | 4.0 | | 8.0 |
| | 7.0 | | 4.5 | | 9.0 |
| | 8.0 | | 5.0 | | 10.0 |
| 31.8 | 2.6 | | 6.0 | | 11.0 |
| | 3.2 | | 7.0 | | 12.0 |
| | 3.5 | | 8.0 | | 14.0 |
| | 4.0 | | 9.0 | | 15.0 |
| | 4.5 | | 10.0 | 50.8 | 2.6 |
| | 5.0 | 42.7 | 2.6 | | 3.2 |
| | 5.5 | | 3.2 | | 3.5 |
| | 6.0 | | 3.5 | | 4.0 |
| | 6.5 | | 4.0 | | 4.5 |
| | 7.0 | | 4.5 | | 5.0 |
| | 8.0 | | 5.0 | | 5.5 |
| | 9.0 | | 5.5 | | 6.0 |
| 34.0 | 2.6 | | 6.0 | | 7.0 |
| | 3.2 | | 6.4 | | 8.0 |
| | 3.5 | | 7.0 | | 9.0 |
| | 4.0 | | 8.0 | | 10.0 |
| | 4.5 | | 9.0 | | 11.0 |

# パイプ(機械構造用鋼管)

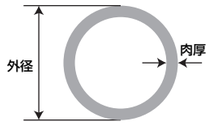




STKM13A

| 外径 | 肉厚 | 外径 | 肉厚 | 外径 | 肉厚 | 外径 | 肉厚 | 外径 | 肉厚 | 外径 | 肉厚 |
|---|---|---|---|---|---|---|---|---|---|---|---|
| 50.8 | 12.0 | 60.5 | 3.5 | 65.0 | 9.0 | 76.3 | 6.0 | 82.6 | 18.0 | 95.0 | 18.0 |
| | 13.0 | | 4.0 | | 10.0 | | 6.5 | | 20.0 | | 20.0 |
| | 14.0 | | 4.5 | | 11.0 | | 7.0 | | 23.0 | | 25.0 |
| | 15.0 | | 5.0 | | 12.0 | | 8.0 | | 25.0 | 96.0 | 4.0 |
| | 18.0 | | 5.5 | | 13.0 | | 9.0 | 85.0 | 3.5 | | 5.0 |
| 54.0 | 3.2 | | 6.0 | | 14.0 | | 9.5 | | 4.0 | | 6.0 |
| | 3.5 | | 7.0 | | 15.0 | | 10.0 | | 5.0 | | 8.0 |
| | 4.0 | | 8.0 | | 16.0 | | 11.0 | | 6.0 | | 10.0 |
| | 4.5 | | 8.7 | | 18.0 | | 12.0 | | 7.0 | | 12.0 |
| | 5.0 | | 9.0 | | 20.0 | | 13.0 | | 8.0 | | 15.0 |
| | 5.5 | | 10.0 | 70.0 | 3.5 | | 14.0 | | 9.0 | | 18.0 |
| | 6.0 | | 11.0 | | 4.0 | | 15.0 | | 10.0 | | 20.0 |
| | 7.0 | | 12.0 | | 4.5 | | 16.0 | | 12.0 | | 25.0 |
| | 8.0 | | 13.0 | | 5.0 | | 18.0 | | 15.0 | | 30.0 |
| | 9.0 | | 14.0 | | 6.0 | | 20.0 | | 18.0 | 101.6 | 4.2 |
| | 10.0 | | 15.0 | | 7.0 | | 25.0 | | 20.0 | | 5.0 |
| | 11.0 | | 16.0 | | 8.0 | 80.0 | 4.0 | | 25.0 | | 6.0 |
| | 12.0 | | 18.0 | | 9.0 | | 4.5 | 89.1 | 4.5 | | 7.0 |
| | 13.0 | | 20.0 | | 10.0 | | 5.0 | | 5.0 | | 8.0 |
| | 15.0 | 63.5 | 3.2 | | 11.0 | | 6.0 | | 5.5 | | 9.0 |
| | 18.0 | | 3.5 | | 12.0 | | 7.0 | | 6.0 | | 10.0 |
| 55.0 | 4.0 | | 4.0 | | 13.0 | | 8.0 | | 7.0 | | 11.0 |
| | 5.0 | | 4.5 | | 14.0 | | 9.0 | | 8.0 | | 12.0 |
| | 6.0 | | 5.0 | | 15.0 | | 10.0 | | 9.0 | | 12.7 |
| | 7.0 | | 5.5 | | 18.0 | | 11.0 | | 10.0 | | 13.0 |
| | 8.0 | | 6.0 | | 20.0 | | 12.0 | | 11.1 | | 14.0 |
| | 10.0 | | 7.0 | 73.0 | 4.0 | | 13.0 | | 12.0 | | 15.0 |
| | 12.0 | | 8.0 | | 5.0 | | 14.0 | | 13.0 | | 16.0 |
| | 14.0 | | 9.0 | | 6.0 | | 15.0 | | 14.0 | | 18.0 |
| | 15.0 | | 10.0 | | 7.0 | | 18.0 | | 15.0 | | 19.0 |
| 57.0 | 3.5 | | 11.0 | | 8.0 | | 20.0 | | 16.0 | | 20.0 |
| | 4.0 | | 12.0 | | 9.0 | | 25.0 | | 18.0 | | 22.0 |
| | 5.0 | | 13.0 | | 10.0 | 82.6 | 3.5 | | 20.0 | | 23.0 |
| | 6.0 | | 14.0 | | 12.0 | | 4.0 | | 22.0 | | 25.0 |
| | 7.0 | | 15.0 | | 13.0 | | 5.0 | | 23.0 | | 28.0 |
| | 8.0 | | 18.0 | | 14.0 | | 6.0 | | 25.0 | | 30.0 |
| | 9.0 | | 20.0 | | 15.0 | | 7.0 | 95.0 | 5.0 | | 35.0 |
| | 10.0 | 65.0 | 3.2 | | 18.0 | | 8.0 | | 6.0 | 105.0 | 5.0 |
| | 11.0 | | 3.5 | | 20.0 | | 9.0 | | 7.0 | | 6.0 |
| | 12.0 | | 4.0 | 76.3 | 3.5 | | 10.0 | | 8.0 | | 7.0 |
| | 13.0 | | 4.5 | | 4.0 | | 11.0 | | 9.0 | | 8.0 |
| | 14.0 | | 5.0 | | 4.2 | | 12.0 | | 10.0 | | 9.0 |
| | 15.0 | | 6.0 | | 4.5 | | 13.0 | | 12.0 | | 10.0 |
| | 18.0 | | 7.0 | | 5.0 | | 14.0 | | 15.0 | | 11.0 |
| 60.5 | 3.2 | | 8.0 | | 5.5 | | 15.0 | | 16.0 | | 12.0 |



# パイプ(機械構造用鋼管)

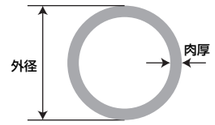




STKM13A

| 外径 | 肉厚 | 外径 | 肉厚 | 外径 | 肉厚 | 外径 | 肉厚 | 外径 | 肉厚 | 外径 | 肉厚 |
|---|---|---|---|---|---|---|---|---|---|---|---|
| 105.5 | 15.0 | 120.0 | 10.0 | 130.0 | 30.0 | 146.0 | 40.0 | 165.2 | 6.0 | 180.0 | 6.0 |
| | 18.0 | | 12.0 | | 35.0 | 150.0 | 8.0 | | 7.0 | | 8.0 |
| | 20.0 | | 14.0 | | 40.0 | | 10.0 | | 8.0 | | 10.0 |
| | 25.0 | | 15.0 | 135.0 | 5.0 | | 12.0 | | 10.0 | | 12.0 |
| | 30.0 | | 18.0 | | 6.0 | | 15.0 | | 11.0 | | 15.0 |
| | 35.0 | | 20.0 | | 7.0 | | 20.0 | | 12.0 | | 18.0 |
| 110.0 | 5.0 | | 22.0 | | 8.0 | | 25.0 | | 14.0 | | 20.0 |
| | 6.0 | | 25.0 | | 10.0 | | 30.0 | | 15.0 | | 25.0 |
| | 7.0 | | 30.0 | | 12.0 | | 35.0 | | 17.0 | | 30.0 |
| | 8.0 | | 35.0 | | 15.0 | 152.4 | 5.0 | | 18.0 | | 35.0 |
| | 9.0 | 125.0 | 6.0 | | 18.0 | | 6.0 | | 18.2 | | 40.0 |
| | 10.0 | | 8.0 | | 20.0 | | 7.0 | | 20.0 | 185.0 | 8.0 |
| | 12.0 | | 10.0 | | 23.0 | | 8.0 | | 22.0 | | 10.0 |
| | 13.0 | | 12.0 | | 25.0 | | 10.0 | | 23.0 | | 12.0 |
| | 15.0 | 127.0 | 4.0 | | 30.0 | | 12.0 | | 25.0 | | 15.0 |
| | 18.0 | | 4.5 | | 35.0 | | 13.0 | | 30.0 | | 18.0 |
| | 20.0 | | 5.0 | 139.8 | 5.0 | | 15.0 | | 35.0 | | 20.0 |
| | 25.0 | | 6.0 | | 6.0 | | 16.0 | | 40.0 | | 25.0 |
| | 27.0 | | 7.0 | | 7.0 | | 18.0 | | 45.0 | | 30.0 |
| | 30.0 | | 8.0 | | 8.0 | | 20.0 | 168.3 | 6.0 | | 35.0 |
| | 35.0 | | 9.0 | | 9.0 | | 25.0 | | 8.0 | | 40.0 |
| 114.3 | 4.5 | | 10.0 | | 10.0 | | 30.0 | | 10.0 | 190.7 | 6.0 |
| | 5.0 | | 12.0 | | 11.0 | | 35.0 | | 12.0 | | 7.0 |
| | 6.0 | | 13.0 | | 12.0 | | 40.0 | | 15.0 | | 8.0 |
| | 7.0 | | 15.0 | | 12.7 | | 45.0 | | 18.0 | | 10.0 |
| | 8.0 | | 18.0 | | 15.0 | 153.7 | 20.0 | | 20.0 | | 11.0 |
| | 9.0 | | 20.0 | | 15.9 | | 25.0 | | 23.0 | | 12.0 |
| | 10.0 | | 23.0 | | 18.0 | | 30.0 | | 25.0 | | 15.0 |
| | 11.1 | | 25.0 | | 20.0 | | 35.0 | | 30.0 | | 18.0 |
| | 12.0 | | 30.0 | | 22.0 | | 40.0 | | 35.0 | | 20.0 |
| | 13.5 | | 35.0 | | 25.0 | 156.0 | 8.0 | | 40.0 | | 25.0 |
| | 14.0 | 130.0 | 5.0 | | 30.0 | 159.0 | 6.0 | 177.8 | 5.0 | | 27.0 |
| | 15.0 | | 6.0 | | 35.0 | | 7.0 | | 6.0 | | 30.0 |
| | 16.0 | | 7.0 | | 40.0 | | 8.0 | | 8.0 | | 35.0 |
| | 18.0 | | 8.0 | 146.0 | 6.0 | | 10.0 | | 10.0 | | 40.0 |
| | 20.0 | | 10.0 | | 8.0 | | 12.0 | | 12.0 | | 45.0 |
| | 22.0 | | 12.0 | | 10.0 | | 15.0 | | 15.0 | 193.7 | 8.0 |
| | 25.0 | | 13.0 | | 12.0 | | 18.0 | | 18.0 | | 10.0 |
| | 27.0 | | 15.0 | | 15.0 | | 20.0 | | 20.0 | | 12.0 |
| | 30.0 | | 18.0 | | 18.0 | | 25.0 | | 25.0 | | 15.0 |
| | 35.0 | | 20.0 | | 20.0 | | 28.0 | | 30.0 | | 18.0 |
| 120.0 | 5.0 | | 22.0 | | 22.0 | | 30.0 | | 35.0 | | 20.0 |
| | 6.0 | | 23.0 | | 25.0 | | 35.0 | | 40.0 | | 25.0 |
| | 7.0 | | 25.0 | | 30.0 | | 40.0 | | 45.0 | | 30.0 |
| | 8.0 | | 28.0 | | 35.0 | | 45.0 | | 50.0 | | 35.0 |

# パイプ(機械構造用鋼管)

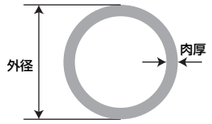




## STKM13A

| 外径 | 肉厚 | 外径 | 肉厚 | 外径 | 肉厚 | 外径 | 肉厚 | 外径 | 肉厚 | 外径 | 肉厚 |
|---|---|---|---|---|---|---|---|---|---|---|---|
| 193.7 | 40.0 | 216.3 | 23.0 | 241.8 | 45.0 | 267.4 | 12.0 | 285.0 | 45.0 | 323.9 | 12.0 |
| 200.0 | 8.0 | | 25.0 | | 50.0 | | 12.7 | | 50.0 | | 15.0 |
| | 10.0 | | 30.0 | | 55.0 | | 15.0 | 298.5 | 8.0 | | 20.0 |
| | 12.0 | | 35.0 | 244.5 | 8.0 | | 18.0 | | 10.0 | | 25.0 |
| | 15.0 | | 40.0 | | 10.0 | | 18.2 | | 12.0 | | 30.0 |
| | 18.0 | | 45.0 | | 12.0 | | 20.0 | | 13.0 | | 35.0 |
| | 20.0 | | 50.0 | | 15.0 | | 21.4 | | 15.0 | | 40.0 |
| | 25.0 | 219.1 | 8.0 | | 18.0 | | 25.0 | | 18.0 | | 45.0 |
| | 30.0 | | 10.0 | | 20.0 | | 25.4 | | 20.0 | | 50.0 |
| 203.0 | 8.0 | | 12.0 | | 25.0 | | 28.6 | | 25.0 | | 55.0 |
| | 12.0 | | 15.0 | | 30.0 | | 30.0 | | 30.0 | 339.7 | 8.0 |
| | 15.0 | | 18.0 | | 35.0 | | 35.0 | | 35.0 | | 10.0 |
| | 18.0 | | 20.0 | | 40.0 | | 40.0 | | 40.0 | | 12.0 |
| | 20.0 | | 25.0 | | 45.0 | | 45.0 | | 45.0 | | 15.0 |
| | 25.0 | | 30.0 | | 50.0 | | 50.0 | | 50.0 | | 18.0 |
| | 30.0 | | 35.0 | | 55.0 | | 55.0 | | 55.0 | | 20.0 |
| | 35.0 | | 40.0 | 250.0 | 10.0 | 273.1 | 8.0 | 305.0 | 10.0 | | 25.0 |
| 205.0 | 8.0 | | 45.0 | | 12.0 | | 10.0 | | 12.0 | | 30.0 |
| | 10.0 | | 50.0 | | 15.0 | | 12.0 | | 15.0 | | 35.0 |
| | 12.0 | 232.0 | 7.0 | | 18.0 | | 15.0 | | 20.0 | | 40.0 |
| | 15.0 | | 8.0 | | 20.0 | | 18.0 | | 25.0 | | 45.0 |
| | 18.0 | | 10.0 | | 25.0 | | 20.0 | | 30.0 | | 50.0 |
| | 20.0 | | 12.0 | | 30.0 | | 25.0 | | 35.0 | | 55.0 |
| | 25.0 | | 15.0 | 254.0 | 8.0 | | 30.0 | | 40.0 | | 60.0 |
| | 30.0 | | 18.0 | | 10.0 | | 35.0 | | 45.0 | 350.0 | 13.0 |
| | 35.0 | | 20.0 | | 12.0 | | 40.0 | 318.5 | 8.0 | 355.6 | 8.0 |
| | 40.0 | | 22.0 | | 15.0 | | 45.0 | | 10.0 | | 10.0 |
| | 45.0 | | 25.0 | | 18.0 | | 50.0 | | 12.0 | | 12.0 |
| 210.0 | 8.0 | | 30.0 | | 20.0 | 280.0 | 8.0 | | 12.7 | | 15.0 |
| | 10.0 | | 35.0 | | 25.0 | | 10.0 | | 15.0 | | 18.0 |
| | 12.0 | | 40.0 | | 30.0 | | 12.0 | | 18.0 | | 20.0 |
| | 15.0 | | 45.0 | | 35.0 | | 15.0 | | 20.0 | | 25.0 |
| | 20.0 | | 50.0 | | 40.0 | | 20.0 | | 21.4 | | 30.0 |
| | 25.0 | | 55.0 | | 45.0 | | 25.0 | | 23.0 | | 35.0 |
| | 30.0 | 241.8 | 6.0 | | 50.0 | | 30.0 | | 25.0 | | 40.0 |
| | 35.0 | | 8.0 | | 55.0 | | 35.0 | | 28.6 | | 45.0 |
| | 40.0 | | 10.0 | 260.0 | 15.0 | | 40.0 | | 30.0 | | 50.0 |
| 216.3 | 8.0 | | 12.0 | | 20.0 | | 45.0 | | 33.3 | | 55.0 |
| | 10.0 | | 15.0 | | 25.0 | | 50.0 | | 35.0 | | 65.0 |
| | 12.0 | | 18.0 | | 30.0 | 285.0 | 15.0 | | 40.0 | 365.0 | 20.0 |
| | 12.7 | | 20.0 | | 35.0 | | 20.0 | | 45.0 | | 25.0 |
| | 15.0 | | 25.0 | | 40.0 | | 25.0 | | 50.0 | | 35.0 |
| | 18.0 | | 30.0 | | 45.0 | | 30.0 | | 55.0 | | 45.0 |
| | 18.2 | | 35.0 | 267.4 | 8.0 | | 35.0 | | 60.0 | | 8.0 |
| | 20.0 | | 40.0 | | 10.0 | | 40.0 | 323.9 | 10.0 | 381.0 | 10.0 |



# パイプ(機械構造用鋼管)

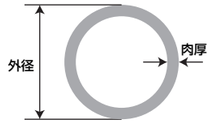




## STKM13A

| 外径 | 肉厚 |
|---|---|
| 381.0 | 12.0 |
| | 15.0 |
| | 18.0 |
| | 20.0 |
| | 25.0 |
| | 30.0 |
| | 35.0 |
| | 40.0 |
| | 45.0 |
| | 50.0 |
| 406.4 | 9.5 |
| | 10.0 |
| | 12.7 |
| | 15.0 |
| | 16.7 |
| | 20.0 |
| | 25.0 |
| | 26.2 |
| | 30.0 |
| | 35.0 |
| | 40.0 |
| | 45.0 |
| | 50.0 |
| | 55.0 |
| 426.0 | 15.0 |
| | 18.0 |
| | 20.0 |
| | 25.0 |
| | 30.0 |
| | 34.0 |
| | 40.0 |
| | 45.0 |
| | 50.0 |

## STKM13A(S-C)

| 外径 | 肉厚 | 外径 | 肉厚 |
|---|---|---|---|
| 10.0 | 3.0 | 24.0 | 2.5 |
| 12.0 | 3.0 | | 3.0 |
| | 3.5 | | 3.5 |
| 13.0 | 2.0 | | 4.0 |
| | 2.5 | | 4.5 |
| | 3.0 | | 5.0 |
| | 3.5 | | 5.5 |
| 14.0 | 2.0 | | 6.0 |
| | 2.5 | | 7.0 |
| | 3.0 | 25.4 | 7.0 |
| | 3.5 | 27.2 | 8.0 |
| | 4.0 | 28.6 | 2.5 |
| 15.0 | 3.5 | | 3.0 |
| | 4.0 | | 3.5 |
| 16.0 | 3.5 | | 4.0 |
| | 4.0 | | 4.5 |
| | 4.5 | | 5.0 |
| 17.3 | 3.5 | | 5.5 |
| | 4.0 | | 6.0 |
| | 4.5 | | 7.0 |
| | 5.0 | | 8.0 |
| 18.0 | 3.5 | | 9.0 |
| | 4.0 | 30.0 | 9.0 |
| | 4.5 | | |
| | 5.0 | | |
| 19.0 | 2.5 | | |
| | 3.0 | | |
| | 3.5 | | |
| | 4.0 | | |
| | 4.5 | | |
| | 5.0 | | |
| | 5.5 | | |
| | 6.0 | | |
| 20.0 | 3.5 | | |
| | 4.0 | | |
| | 4.5 | | |
| | 5.0 | | |
| | 5.5 | | |
| | 6.0 | | |
| 21.7 | 4.0 | | |
| | 4.5 | | |
| | 5.0 | | |
| | 5.5 | | |
| | 6.0 | | |
| | 7.0 | | |

## OST-2

| 外径 | 肉厚 |
|---|---|
| 4.0 | 1.0 |
| 6.0 | 1.0 |
| | 1.5 |
| 8.0 | 1.0 |
| | 1.5 |
| | 2.0 |
| 10.0 | 1.0 |
| | 1.5 |
| | 2.0 |
| | 2.5 |
| 12.0 | 1.0 |
| | 1.2 |
| | 1.5 |
| | 2.0 |
| | 2.5 |
| 15.0 | 1.0 |
| | 1.2 |
| | 1.5 |
| | 2.0 |
| | 2.5 |
| | 3.0 |
| 16.0 | 1.5 |
| | 2.0 |
| | 2.5 |
| | 3.0 |
| 18.0 | 1.5 |
| | 2.0 |
| | 2.5 |
| | 3.0 |
| 20.0 | 1.5 |
| | 2.0 |
| | 2.5 |
| | 3.0 |
| 22.0 | 1.5 |
| | 2.0 |
| | 2.5 |
| | 3.0 |
| 25.0 | 1.5 |
| | 2.0 |
| | 2.5 |
| | 3.0 |
| 30.0 | 2.0 |
| | 2.5 |
| | 3.0 |
| | 3.5 |
| 35.0 | 2.5 |

# パイプ(機械構造用鋼管)

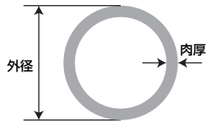




## STKM13A

| 外径 | 肉厚 | 外径 | 肉厚 | 外径 | 肉厚 |
|---|---|---|---|---|---|
| 10.0 | 1.5 | 21.7 | 7.0 | 35.0 | 8.0 |
| | 2.0 | 22.0 | 1.5 | 38.0 | 2.0 |
| 12.0 | 2.0 | | 2.0 | | 4.0 |
| | 2.5 | | 2.5 | | 5.0 |
| | 3.0 | | 3.0 | 40.0 | 2.0 |
| | 4.0 | | 3.5 | | 3.0 |
| 13.0 | 2.0 | | 4.0 | | 5.0 |
| 14.0 | 1.5 | | 5.0 | | 6.0 |
| | 2.0 | 23.0 | 1.9 | | 8.0 |
| | 3.0 | | 3.0 | 42.0 | 2.0 |
| 15.0 | 2.0 | 25.0 | 1.5 | 45.0 | 2.0 |
| | 2.5 | | 2.5 | | 3.0 |
| | 3.2 | | 3.0 | | |
| | 4.5 | | 3.5 | | |
| 16.0 | 1.0 | | 4.0 | | |
| | 1.5 | | 5.0 | | |
| | 2.0 | | 6.0 | | |
| | 2.5 | | 7.0 | | |
| | 3.0 | 27.2 | 2.5 | | |
| | 3.5 | | 3.5 | | |
| | 4.0 | | 4.5 | | |
| | 4.5 | | 6.0 | | |
| 17.3 | 2.0 | 28.0 | 1.5 | | |
| | 2.6 | | 2.0 | | |
| | 3.5 | | 2.5 | | |
| 18.0 | 1.0 | | 3.0 | | |
| | 1.5 | | 5.0 | | |
| | 2.0 | 30.0 | 2.0 | | |
| | 2.5 | | 2.5 | | |
| | 3.0 | | 3.0 | | |
| | 4.0 | | 3.5 | | |
| 19.0 | 1.5 | | 5.0 | | |
| | 2.0 | | 6.0 | | |
| | 2.5 | 32.0 | 1.5 | | |
| | 3.0 | | 2.0 | | |
| | 3.5 | | 3.0 | | |
| 20.0 | 1.5 | | 4.0 | | |
| | 2.0 | | 5.0 | | |
| | 2.5 | | 6.0 | | |
| | 3.0 | 34.0 | 3.0 | | |
| | 3.5 | 35.0 | 2.0 | | |
| | 4.0 | | 3.0 | | |
| | 5.0 | | 4.0 | | |
| 21.7 | 4.0 | | 5.0 | | |
| | 4.5 | | 6.0 | | |

## SUJ-2（高炭素クローム軸受鋼鋼管）

| 外径 | 肉厚 | 外径 | 肉厚 |
|---|---|---|---|
| 28.0 | 4.0 | 68.0 | 8.0 |
| 32.0 | 4.0 | | 10.0 |
| | 5.0 | | 12.0 |
| | 6.0 | | 15.0 |
| | 7.0 | 70.0 | 9.0 |
| 34.0 | 5.0 | | 10.0 |
| | 6.0 | 73.0 | 8.0 |
| | 7.0 | | 10.0 |
| | 8.0 | | 12.0 |
| | 9.0 | | 15.0 |
| 38.0 | 5.0 | 77.0 | 7.0 |
| | 6.0 | | 8.0 |
| | 7.0 | | 10.0 |
| | 8.0 | | 12.0 |
| | 9.0 | | 15.0 |
| 43.0 | 6.0 | 82.0 | 8.0 |
| | 7.0 | | 10.0 |
| | 8.0 | | 12.0 |
| | 9.0 | | 15.0 |
| 49.0 | 7.0 | 85.0 | 10.0 |
| | 8.0 | 87.0 | 12.0 |
| | 9.0 | | 15.0 |
| | 10.0 | 89.1 | 14.0 |
| | 12.0 | 92.0 | 12.0 |
| 52.0 | 6.0 | | 15.0 |
| | 7.0 | 97.0 | 12.0 |
| | 8.0 | | 15.0 |
| | 10.0 | | 18.0 |
| | 12.0 | 101.6 | 15.0 |
| 55.0 | 8.0 | | |
| | 10.0 | | |
| | 12.0 | | |
| | 14.0 | | |
| 57.0 | 8.0 | | |
| | 10.0 | | |
| | 12.0 | | |
| | 14.0 | | |
| 60.1 | 8.0 | | |
| | 10.0 | | |
| | 12.0 | | |
| | 15.0 | | |
| 63.0 | 8.0 | | |
| | 10.0 | | |
| | 12.0 | | |
| | 15.0 | | |



# パイプ(機械構造用鋼管)

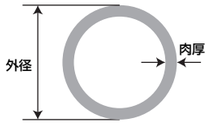




## SCM415（機械構造用合金鋼鋼管）

| 外径 | 肉厚 | 外径 | 肉厚 |
|---|---|---|---|
| 34.0 | 3.2 | 95.0 | 12.0 |
| | 3.5 | 97.0 | 10.0 |
| | 4.0 | 101.6 | 15.0 |
| | 4.5 | 103.0 | 12.0 |
| | 5.5 | 107.0 | 10.0 |
| | 6.0 | 114.3 | 15.0 |
| | 7.0 | 118.0 | 11.0 |
| 38.1 | 3.5 | 120.0 | 12.0 |
| | 4.5 | 127.0 | 10.5 |
| | 5.5 | 135.0 | 15.0 |
| | 6.5 | 146.0 | 15.0 |
| 42.7 | 4.0 | 156.0 | 18.0 |
| | 5.0 | 165.2 | 19.6 |
| | 6.0 | 177.8 | 21.0 |
| | 7.0 | 180.0 | 18.0 |
| | 8.0 | 185.0 | 20.0 |
| 48.6 | 4.5 | 193.7 | 19.0 |
| | 7.0 | 205.0 | 20.5 |
| | 8.0 | 216.3 | 21.0 |
| | 8.5 | 241.8 | 24.0 |
| 50.8 | 7.0 | 267.4 | 26.5 |
| 54.0 | 8.0 | | |
| | 10.0 | | |
| 57.0 | 7.0 | | |
| | 8.0 | | |
| | 10.0 | | |
| 60.5 | 6.0 | | |
| | 8.0 | | |
| | 10.0 | | |
| | 12.0 | | |
| 63.5 | 8.0 | | |
| | 12.0 | | |
| 65.0 | 9.0 | | |
| | 12.0 | | |
| 70.0 | 10.0 | | |
| | 12.0 | | |
| 73.0 | 8.0 | | |
| | 10.0 | | |
| | 12.0 | | |
| 76.3 | 8.0 | | |
| | 10.0 | | |
| | 12.0 | | |
| 78.5 | 7.75 | | |
| 82.6 | 10.5 | | |
| 89.1 | 11.0 | | |

## SCM435（機械構造用合金鋼鋼管）

| 外径 | 肉厚 | 外径 | 肉厚 |
|---|---|---|---|
| 34.0 | 3.5 | 63.5 | 8.0 |
| | 4.5 | | 10.0 |
| | 5.5 | | 12.0 |
| | 7.0 | | 15.0 |
| 38.1 | 4.0 | 70.0 | 6.0 |
| | 5.0 | | 8.0 |
| | 6.0 | | 10.0 |
| | 7.0 | | 12.0 |
| 42.7 | 4.0 | | 15.0 |
| | 5.0 | 73.0 | 10.0 |
| | 6.0 | | 12.0 |
| | 7.0 | | 15.0 |
| | 7.5 | 76.3 | 7.0 |
| | 8.0 | | 8.0 |
| | 10.0 | | 10.0 |
| | 12.0 | | 12.0 |
| 45.0 | 4.5 | | 15.0 |
| | 5.5 | 82.6 | 12.0 |
| | 6.5 | | 15.0 |
| | 7.5 | 85.0 | 18.0 |
| 48.6 | 5.0 | 89.1 | 10.0 |
| | 6.0 | | 12.0 |
| | 7.0 | | 14.0 |
| | 8.0 | | 18.0 |
| | 8.5 | 93.0 | 27.0 |
| | 10.0 | 101.6 | 10.0 |
| 50.8 | 10.0 | | 12.0 |
| | 12.0 | | 15.0 |
| | 14.0 | | 20.0 |
| 54.0 | 6.0 | 105.0 | 18.0 |
| | 7.0 | 110.0 | 12.0 |
| | 8.0 | 114.3 | 8.0 |
| | 9.0 | | 12.0 |
| | 10.0 | | 15.0 |
| | 12.0 | | 20.0 |
| 57.0 | 7.0 | | 25.0 |
| | 8.0 | 120.0 | 12.0 |
| | 10.0 | 127.0 | 15.0 |
| | 12.0 | | 20.0 |
| 60.5 | 6.0 | 135.0 | 12.0 |
| | 7.0 | | 20.0 |
| | 8.0 | 139.8 | 12.0 |
| | 10.0 | | 15.0 |
| | 12.0 | 193.7 | 10.0 |
| | 15.0 | | |

# エキスパンドメタル



各種機器防護柵、フェンス、キャビン用ガード等
に用いられます。

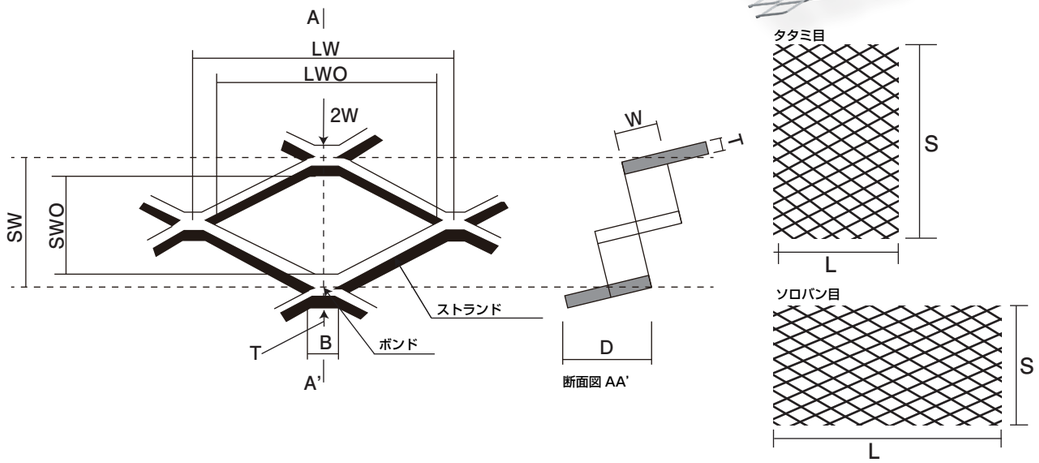


| 品番 | メッシュ(mm) SW | メッシュ(mm) LW | ストランド(mm) T | ストランド(mm) W | ボンド(mm) | メッシュタイプ | 質量(kg/㎡) | JIS呼称 | 定尺寸法 LxS(mm)/質量(kg/枚) 1829x914 | 2438x1219 | 1524x3048 | 開口率(%) | 全厚(mm) D |
|---|---|---|---|---|---|---|---|---|---|---|---|---|---|
| 31 | 12 | 30.5 | 1.2 | 1.5 | 2.0 | 菱形 | 2.36 | XS31 | 3.95 | 7.01 | | 76.5 | 3.2 |
| 32 | 12 | 30.5 | 1.6 | 2.0 | 2.0 | 菱形 | 4.19 | XS32 | 7.01 □ | 12.5 □ | 19.5 | 66.9 | 4.3 |
| 33 | 12 | 30.5 | 2.3 | 3.0 | 2.0 | 菱形 | 9.03 | XS33 | 15.1 □ | 26.8 □ | 41.9 | 47.2 | 6.3 |
| 41 | 22 | 50.8 | 1.6 | 2.0 | 3.0 | 菱形 | 2.28 | XS41 | 3.81 □ | 6.78 □ | 10.6 ★ | 83.7 | 4.2 |
| 42 | 22 | 50.8 | 2.3 | 2.5 | 3.0 | 菱形 | 4.10 | XS42 | 6.86 □● | 12.2 □● | 19.0 | 76.6 | 5.4 |
| 43 | 22 | 50.8 | 3.2 | 3.5 | 3.0 | 菱形 | 8.00 | XS43 | 13.4 □● | 23.8 □● | 37.2 | 65.8 | 7.7 |
| 51 | 25 | 61.0 | 1.6 | 2.5 | 4.0 | 菱形 | 2.51 | XS51 | 4.20 | 7.46 | 11.7 ★ | 84.6 | 5.2 |
| 52 | 25 | 61.0 | 2.3 | 3.0 | 4.0 | 菱形 | 4.33 | XS52 | 7.24 | 12.9 | 20.1 ★ | 78.3 | 6.4 |
| 53 | 25 | 61.0 | 3.2 | 4.0 | 4.0 | 菱形 | 8.05 | XS53 | 13.5 | 23.9 | 37.4 ★ | 68.5 | 8.6 |
| 61 | 34 | 76.2 | 2.3 | 3.0 | 6.0 | 菱形 | 3.19 | XS61 | 5.33 □ | 9.48 □ | 14.8 ★ | 85.0 | 8.3 |
| 62 | 34 | 76.2 | 3.2 | 4.0 | 6.0 | 菱形 | 5.91 | XS62 | 9.88 □ | 17.6 □ | 27.5 ▲ | 78.4 | 8.5 |
| 63 | 34 | 76.2 | 4.5 | 5.0 | 6.0 | 菱形 | 10.4 | XS63 | 17.4 □ | 30.9 □ | 48.3 ▲ | 69.5 | 10.9 |
| 14x25 | 14 | 25.0 | 1.2 | 1.35 | 1.0 | 菱形 | 1.82 | | 3.04 | | | 80.3 | 2.9 |
| 14x25 | 14 | 25.0 | 1.6 | 1.70 | 1.0 | 菱形 | 3.05 | | 5.10 | | | 73.5 | 3.7 |
| 16x32 | 16 | 32.0 | 1.2 | 1.30 | 2.0 | 菱形 | 1.53 | | 2.56 | | | 84.0 | 2.8 |
| 16x32 | 16 | 32.0 | 1.6 | 1.80 | 2.0 | 菱形 | 2.83 | | 4.73 | 8.41 | | 77.7 | 3.9 |

★は特注品となりますのでご注文を頂いた上で生産を致します。　●は亜鉛メッキ品も在庫ございます。
38x100（菱形）50x100（菱形）メッシュの製品も製作可能ですのでご相談ください。
□は逆目 914x1829　1219x2438（タタミ目）在庫ございます。
▲は逆目 3048x1524（ソロバン目）在庫ございます。
※全厚（D）は目安の数値です。

# クリンプ金網

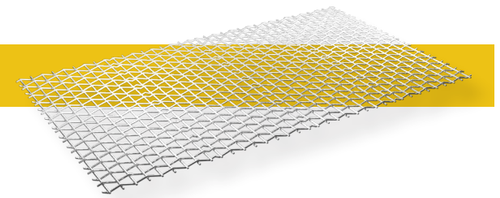

波形をつけた縦横線をはめ合わせて作った金網。
線径に比し大きな編み目が可能。

| 線径＼網目 | 9 | 10 | 12 | 15 | 18 | 20 | 25 | 30 | 38 | 50 | 60 |
|---|---|---|---|---|---|---|---|---|---|---|---|
| 1.60 | ○ | ○ | ○ | ○ | ○ | ○ | | | | | |
| 2.00 | ○ | ○ | ○ | ○ | ○ | ○ | ○ | | | | |
| 2.30 | | ○ | ○ | ○ | ○ | ○ | ○ | | | | |
| 2.60 | | | | ○ | ○ | ○ | ○ | ○ | ○ | | |
| 3.20 | | | | | | ○ | ○ | ○ | ○ | ○ | |
| 4.00 | | | | | | | ○ | ○ | ○ | ○ | ○ |
| 5.00 | | | | | | | | ○ | ○ | ○ | ○ |

# 溶接金網



縦線と横線を直角に配列し、その交点をスポット
溶接して作った金網。細い線径で大きな編み目が
可能。

| 線径＼網目 | 50 | 75 | 100 | 150 | 250 | 300 |
|---|---|---|---|---|---|---|
| 2.60 | ○ | ○ | ○ | | | |
| 3.20 | ○ | ○ | ○ | ○ | | |
| 4.00 | ○ | ○ | ○ | ○ | | |
| 5.00 | ○ | ○ | ○ | ○ | | |
| 5.50 | ○ | ○ | ○ | ○ | ○ | |
| 6.00 | ○ | ○ | ○ | ○ | ○ | |
| 9.00 | | | | | ○ | ○ |

# 縞鋼板



縞鋼板（しまこうはん）は、鉄鋼製品の一つで、圧延によって表面に連続した滑り止め用の突起を付けた鋼板を指します。しばしばチェッカープレートあるいは単に縞板（しまいた）と呼ばれます。

| 商品 / 規格 | 板厚 | 914x1829 | 1219x2438 | 1524x3048 |
|---|---|---|---|---|
| | | 重量 | | |
| 縞鋼板 NFP 一般材 | 2.3 | 33 | 58.6 | |
| | 3.2 | 44.8 | 79.6 | 124 |
| | 4.5 | 61.8 | 110 | 172 |
| | 6 | 81.5 | 145 | 227 |
| | 9 | 121 | 215 | 336 |
| | 12 | 160 | 285 | 445 |
| | 16 | 213 | 378 | 591 |
| | 19 | | 448 | 701 |
| | 22 | | 518 | 810 |
| 縞鋼板 NFP-SS400 構造用 | 2.3 | 33 | 58.6 | 124 |
| | 3.2 | 44.8 | 79.6 | 172 |
| | 4.5 | 61.8 | 110 | 227 |
| | 6 | 81.5 | 145 | 336 |
| | 9 | 121 | 215 | 445 |
| | 12 | 160 | 285 | |

地域により取り扱いサイズが異なる、または扱いがない場合がございます。詳しくは最寄りのマクシスコーポレーションまでお問い合わせください。

本カタログの内容は予告なく変更する場合がございます。
製作：株式会社マクシスコーポレーション